

Zero-allocation & no type erasure futures

Vittorio Romeo

vittorioromeo.info

vittorio.romeo@outlook.com

vromeo5@bloomberg.net

[@supahvee1234](https://twitter.com/supahvee1234)

ACCU 2018

14/04/2018

Bristol, UK

Bloomberg

- Building chains of asynchronous computations
 - Think of `std::future<T>` composition
- Without using:
 - Type erasure
 - Dynamic allocation
- Many templates

```
auto graph = leaf{[]}{ return "hello"; }}  
    .then{[]}(std::string x){ return x + " world"; })
```

- Returns "hello world"
- Type of graph :

```
node :: seq<  
  node :: leaf<  
    void,  
    (lambda #0)  
>,  
  node :: leaf<  
    std::string,  
    (lambda #1)  
>  
>
```

```
auto graph = all{
  []{ return http_get_request("animals.com/cat/0.png"); },
  []{ return http_get_request("animals.com/dog/0.png"); }
}.then([](std::tuple<data, data> t){ /* ... */ });
```

- Type of `graph` :

```
node :: seq<
  node :: all<
    node :: leaf<void, (lambda #0)>,
    node :: leaf<void, (lambda #1)>
  >
  node :: leaf<std::tuple<data, data>, (lambda #2)>
>
```

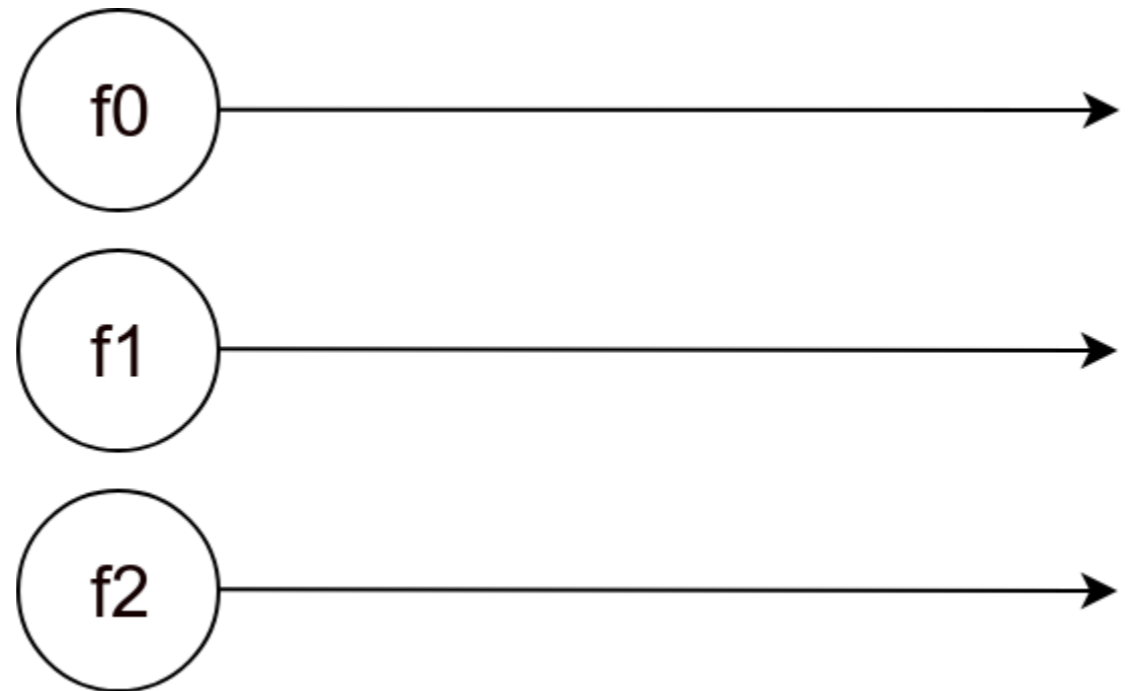
- `std::async` provides a way of running a function *asynchronously*
- It returns an `std::future` instance that will eventually contain its result

```
auto f = std::async(std::launch::async, []  
{  
    std::this_thread::sleep_for(100ms);  
    std::cout << "world\n";  
});  
  
std::cout << "hello ";
```

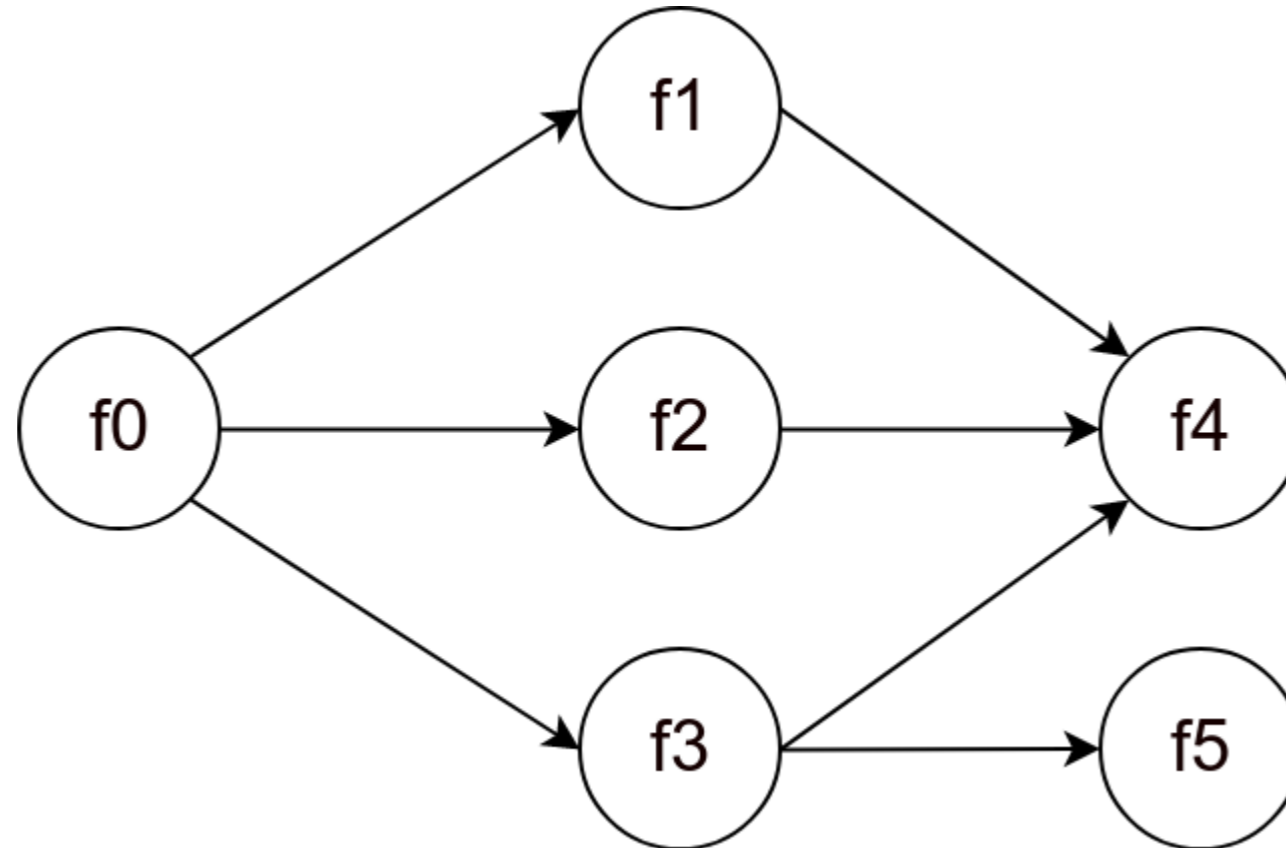
(on wandbox.org)

- `std::future` and `std::async` can easily model multiple tasks running in parallel

```
auto f0 = std::async(std::launch::async, []{ /* ... */ });  
auto f1 = std::async(std::launch::async, []{ /* ... */ });  
auto f2 = std::async(std::launch::async, []{ /* ... */ });
```



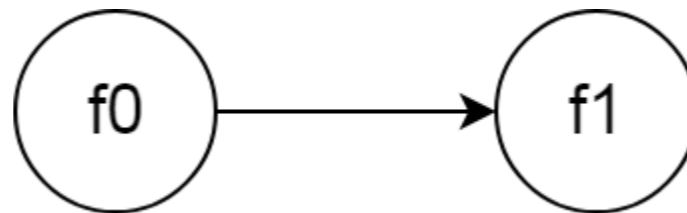
- They fall short when trying to model complicated dependency graphs



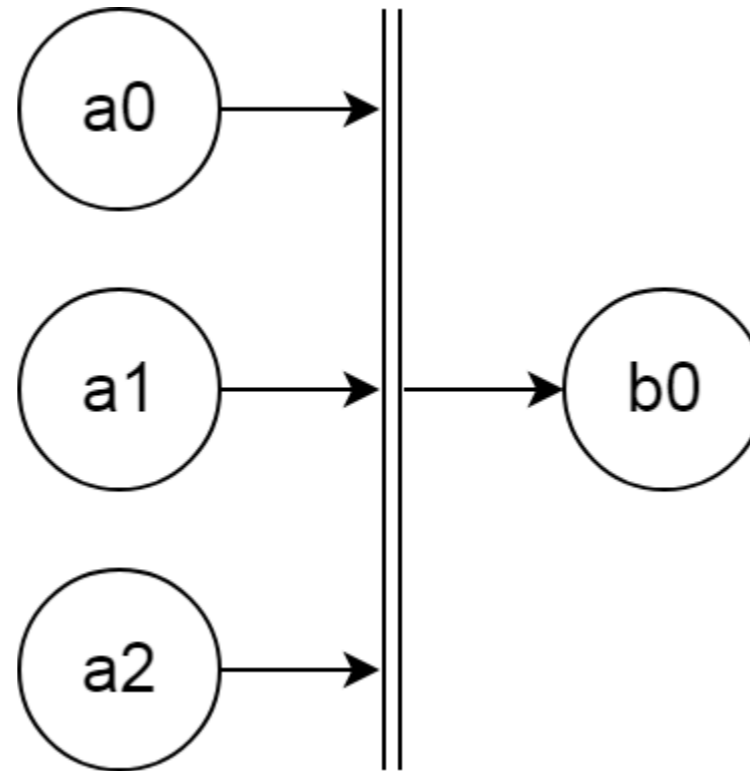
- *Sequential composition* implies nested `std::async` calls
- "execute `f0`, then execute `f1`"

```
auto f0 = std::async(std::launch::async, []  
{  
    std::cout << "hello ";  
    auto f1 = std::async(std::launch::async, []  
    {  
        std::cout << "world\n";  
    });  
});
```

(on wandbox.org)



- Collecting multiple futures into a single one is not easy either
- "*when all aX futures complete, then execute $b0$* "



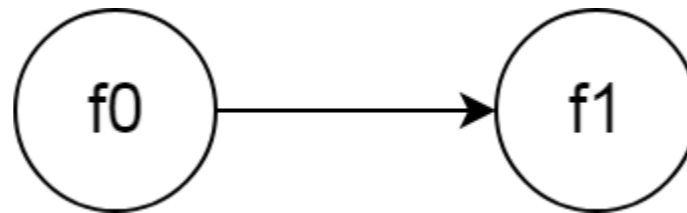
```
std::future<void> f = std::async(std::launch::async, []  
{  
    auto a0 = std::async(std::launch::async, []{ std::cout << "a0\n"; });  
    auto a1 = std::async(std::launch::async, []{ std::cout << "a1\n"; });  
    auto a2 = std::async(std::launch::async, []{ std::cout << "a2\n"; });  
  
    a0.get();  
    a1.get();  
    a2.get();  
  
    auto b0 = std::async(std::launch::async, []{ std::cout << "b0\n"; });  
});
```

[on wandbox.org](https://wandbox.org)

- We want *intuitive* abstractions to express `future` composition
- Available in `boost::future`
- `std::experimental::future` attempts to standardize them
 - Part of the "Extensions For Concurrency" TS
 - Anthony Williams @ ACCU 2017
"Concurrency, Parallelism and Coroutines"

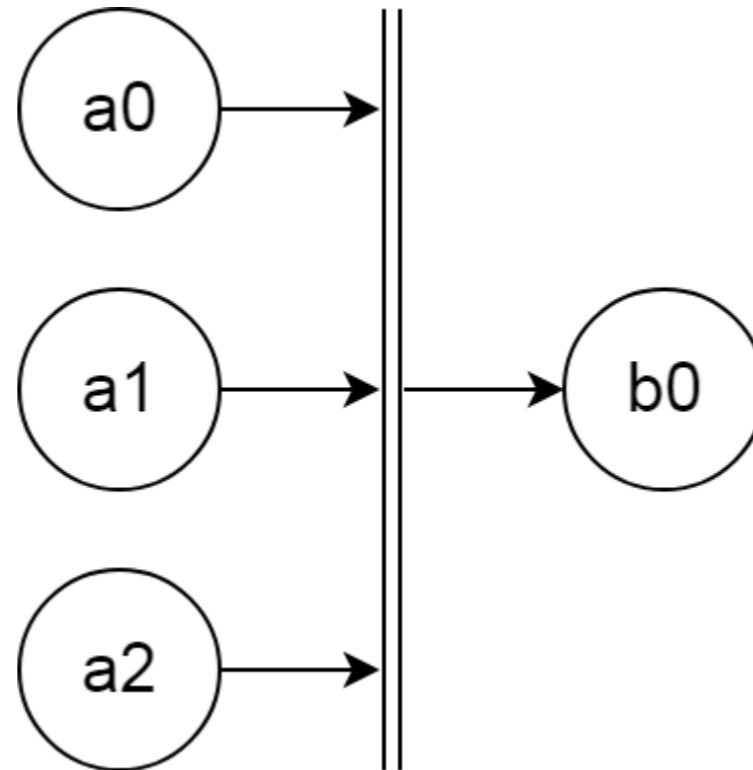
```
boost::async(boost::launch::async, []  
{  
    std::cout << "hello ";  
})  
.then([](auto)  
{  
    std::cout << "world\n";  
});
```

(on wandbox.org)



```
boost::when_all(  
    boost::async(boost::launch::async, []{ std::cout << "a0\n"; }),  
    boost::async(boost::launch::async, []{ std::cout << "a1\n"; }),  
    boost::async(boost::launch::async, []{ std::cout << "a2\n"; })  
).then([](auto){ std::cout << "b0\n"; });
```

(on wandbox.org)



- Abstractions like `.then`, `when_all`, and `when_any` allow us to express future composition intuitively
- They always return a `future` that can be composed further

```
template <class F>  
auto future<T>::then(F func) → future<result_of_t<F(future<T>)>>;
```

```
template <class ... Futures>  
auto when_all(Futures ... futures) → future<std::tuple<Futures ... >>;
```

```
boost::future<int> a = /* ... */;  
boost::future<int> b = a.then([](auto){ /* ... */ });
```

- The result type of future composition is always `future<T>`
- This implies *type erasure*
- Additionally, `future` uses *dynamic allocation* to keep track of the "shared state"
- Can we avoid the overhead of *type erasure* and *dynamic allocation*?
 - Is it worth it?

- *Type erasure* is necessary when the way futures are composed changes depending on **run-time control flow**
- If the "**shape**" of the future graph is **known at compile-time**, it can be encoded as part of the type system


```
auto f0 = leaf{[] { std::cout << 'a'; }};  
auto f1 = f0.then{[] { std::cout << 'b'; }};
```

```
template <typename F>  
leaf<F> :: leaf(F&& f);
```

```
template <typename F>  
template <typename FThen>  
sequential<leaf<F>, leaf<FThen>> leaf<F> :: then(FThen f_then);
```

- The type of `f0` is `leaf<lambda#0>`
- The type of `f1` is `sequential< leaf<lambda#0>, leaf<lambda#1> >`

```
auto f0 = when_all([ ]{ std::cout << "a0"; },  
                  [ ]{ std::cout << "a1"; },  
                  [ ]{ std::cout << "a2"; });  
  
auto f1 = f0.then([ ]{ std::cout << "b0"; });
```

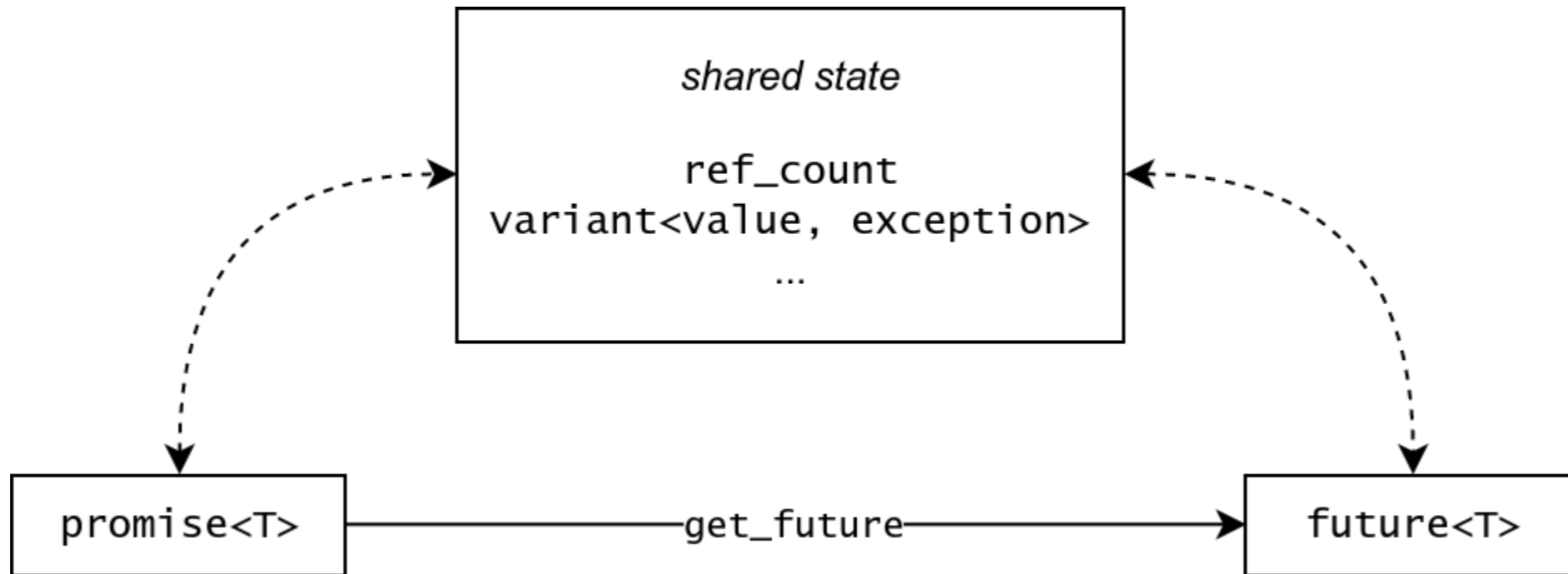
```
template <typename ... Fs>  
parallel<leaf<Fs> ... > when_all(Fs ... fs);
```

- The type of `f1` is:

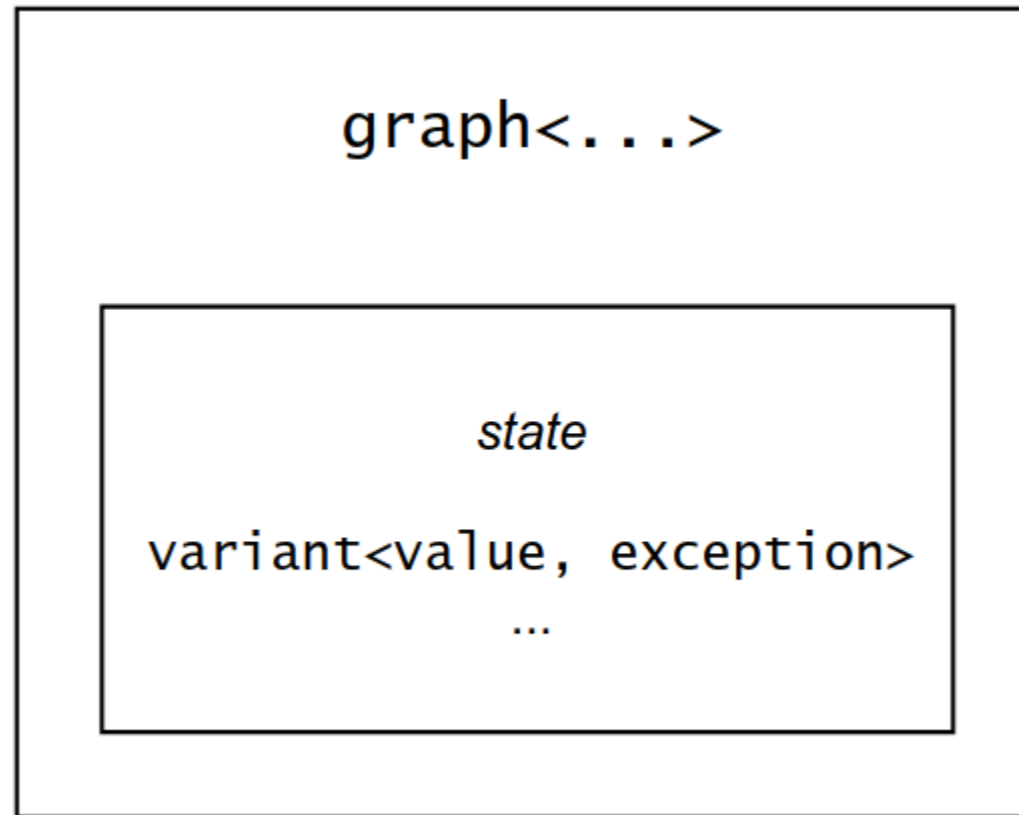
```
sequential< parallel< leaf<lambda#0-2> ... >, leaf<lambda#3> >
```

- *Type erasure* can be avoided by encoding the structure of the graph in a **type**
- What about *dynamic allocation*?
- `future<T>` uses *dynamic allocation* in order to provide a **shared state** for the eventual result/exception
 - Additional synchronization primitives for abstraction such as `when_all` and `when_any` might also require *dynamic allocation*

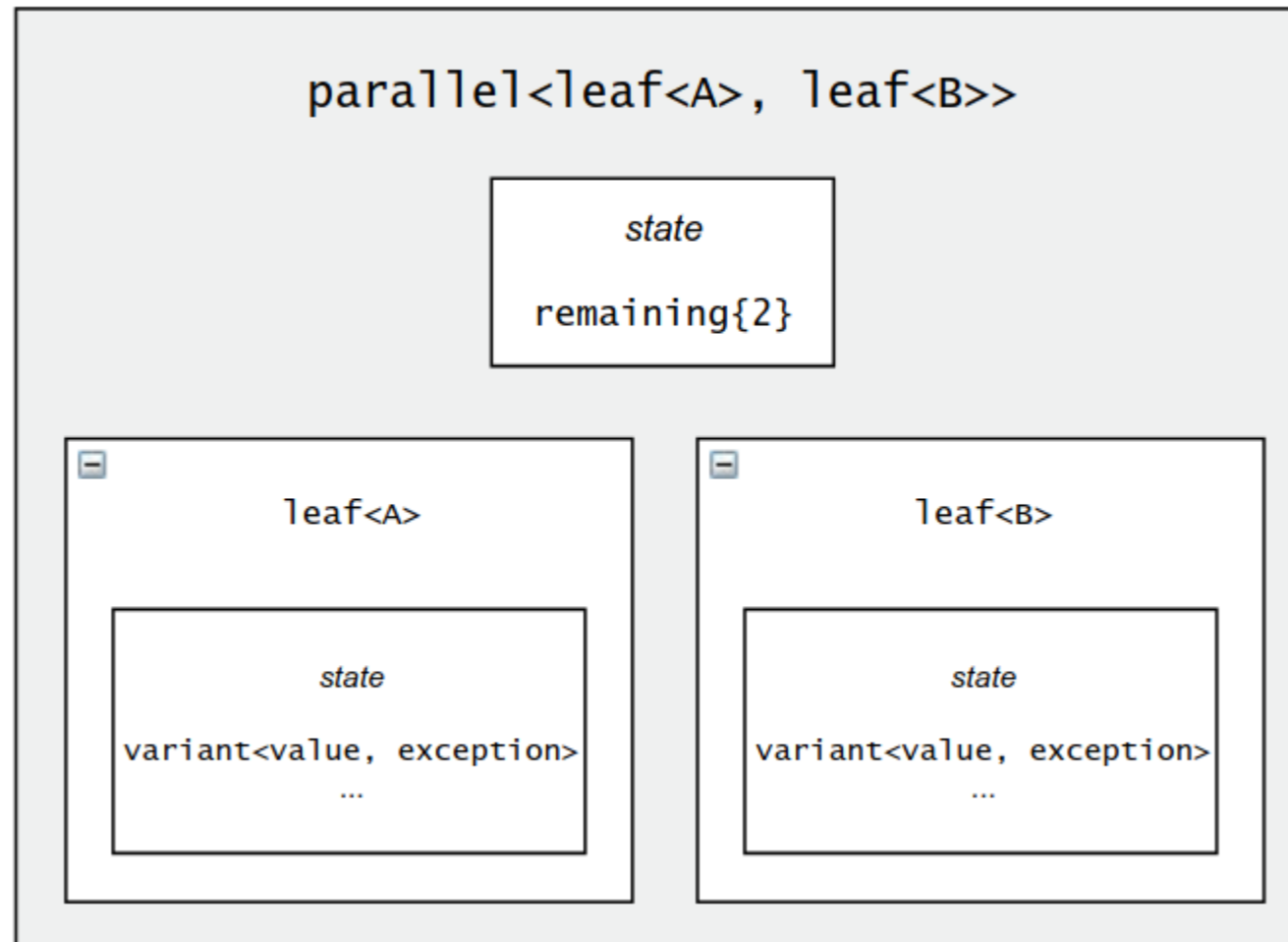
- `std::future<T>`, `std::promise<T>`, and the *shared state*



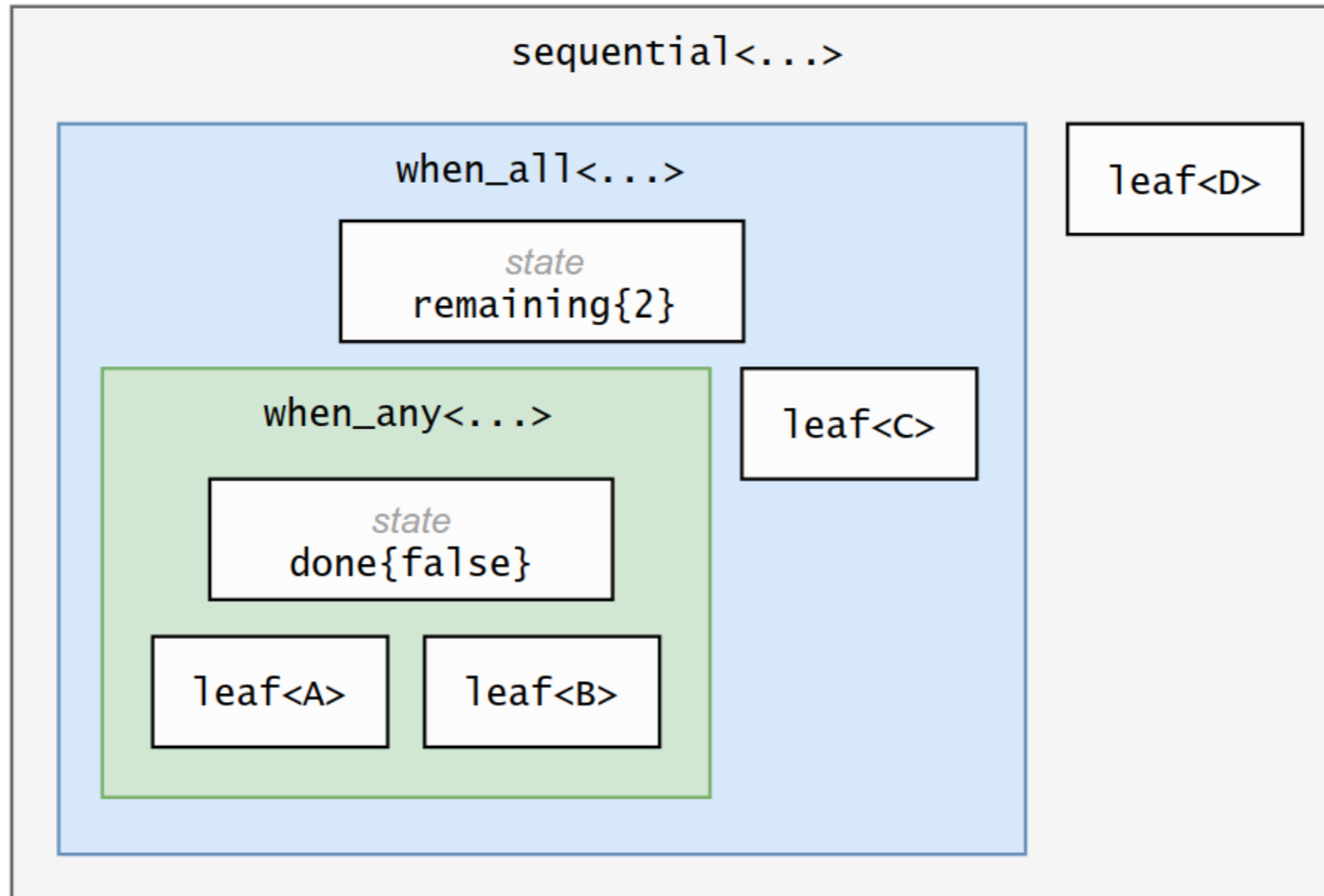
- What if we store the state *in-place* inside the final graph?
- This requires the graph object to be kept alive until execution is completed



- E.g. the implementation of `when_all` could store an *atomic counter* of the remaining nodes *in-place* in the `parallel<...>` node



```
when_all( when_any(a, b), c ).then( d )
```



```
auto f = when_all(when_any(a, b), c).then(d);  
scheduler.execute(f);
```

```
// `f` must be kept alive until execution is completed
```

- If `f` is executed through an asynchronous non-blocking scheduler, the user must make sure that `f` lives long enough
 - Remember that the "shared" state exists *in-place* inside `f`

- *Type erasure* will be avoided by encoding the entire computation graph as part of the type system
 - The "shape" of the graph must be known at compile-time
- *Dynamic allocation* will be avoided by storing the "shared state" in-place inside the graph object
 - The final graph object must outlive the execution of its nodes

We will implement:

1. leaf node
2. seq node (*sequential composition*)
3. all node (*"when all" composition*)
4. Return value propagation
5. Blocking execution
6. Continuation-style syntax (`.then`)
7. any node (*"when any" composition*)

- All node types will expose the following member function:

```
template <typename Scheduler, typename Then>
void /* node */::execute(Scheduler& scheduler, Then&& then) &
{
    // * Execute stored computation through `scheduler`
    // * Asynchronously continue execution via `then`
}
```

- It will later be improved to support propagation of return values
- `scheduler(f)` can simply be `std::thread{f}.detach()`
- `execute` is `&` ref-qualified as it requires the node to be kept alive

- A leaf node simply wraps a single computation F
- It will expose execute, but won't make use of scheduler
 - The computation can be executed on the "current" thread
- Example usage:

```
leaf l{[] { std::cout << "hello "; }};  
l.execute(scheduler, [] { std::cout << "world\n"; });
```

- leaf's template parameters are being deduced thanks to C++17's *class template argument deduction*
- The continuation is provided as a callback to avoid unnecessary blocking

```
template <typename F>
struct leaf : F
{
    leaf(F&& f) : F{std::move(f)}
    {
    }

    template <typename Scheduler, typename Then>
    void execute(Scheduler&, Then&& then) &
    {
        (*this)();
        std::forward<Then>(then)();
    }
};
```

(on wandbox.org)

- `F` is inherited to allow EBO (*empty base optimization*)

```
template <typename F>  
leaf<F> :: leaf(F&& f) : F{std::move(f)}  
{  
}
```

- `F` is deduced from the `leaf(F&&)` constructor:

```
leaf l{some_lambda};
```



```
leaf<decltype(some_lambda)> l{some_lambda};
```

- The leaf node on its own is not really useful
- It is the smallest *composable* piece of the graph
- Let's implement seq next

- The `seq` node takes two nodes `A` and `B` as input
- It executes `A`, then `B`

```
leaf l0{[]}{ std::cout << "hello "; }  
leaf l1{[]}{ std::cout << "world"; }  
  
seq s0{std::move(l0), std::move(l1)};  
s0.execute(scheduler, []{ std::cout << "!\\n"; });
```

(on wandbox.org)

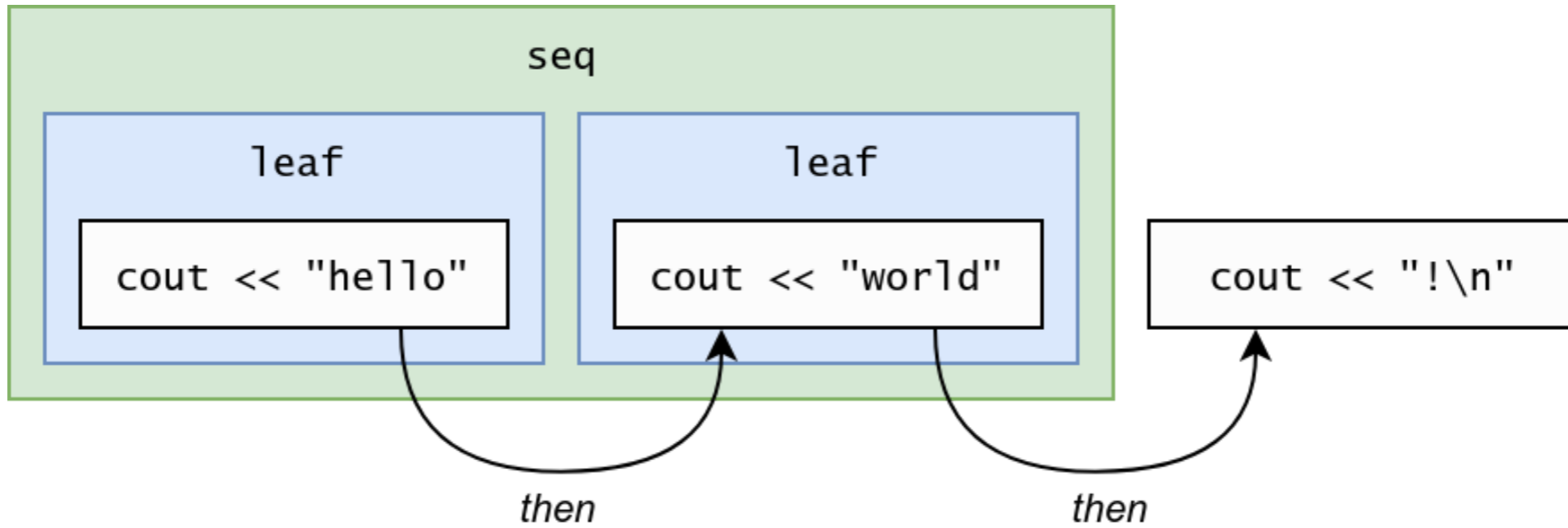

```
template <typename A, typename B>
struct seq : A, B
{
    seq(A&& a, B&& b) : A{std::move(a)}, B{std::move(b)}
    {
    }

    template <typename Scheduler, typename Then>
    void execute(Scheduler& scheduler, Then&& then) &
    {
        A::execute(scheduler, [this, &scheduler, then]
        {
            B::execute(scheduler, then);
        });
    }
};
```

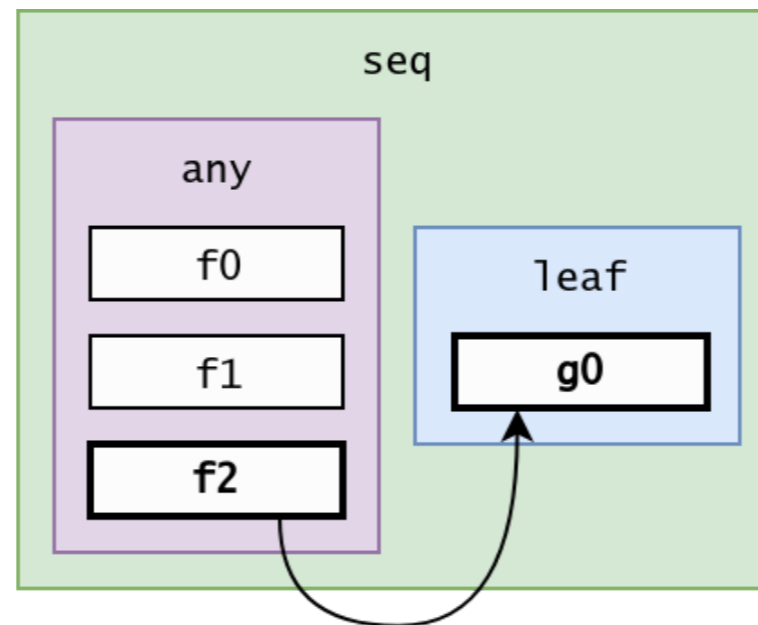
```
template <typename A, typename B>
template <typename Scheduler, typename Then>
void seq<A, B>::execute(Scheduler& scheduler, Then&& then) &
{
    A::execute(scheduler, [this, &scheduler, then]
    {
        B::execute(scheduler, then);
    });
}
```

- **A** is immediately executed
- The execution of **B** is passed as the **then** argument to **A::execute**
- This allows non-blocking asynchronous composition

```
leaf l0{[] { std::cout << "hello "; }};  
leaf l1{[] { std::cout << "world"; }};  
  
seq s0{std::move(l0), std::move(l1)};  
s0.execute(scheduler, [] { std::cout << "!\n"; });
```



- The `seq` node allows *sequential composition* of nodes
- It executes two nodes, one after another, asynchronously
 - For `leaf` nodes, this is indistinguishable from blocking
 - For nodes like `any`, this is crucial



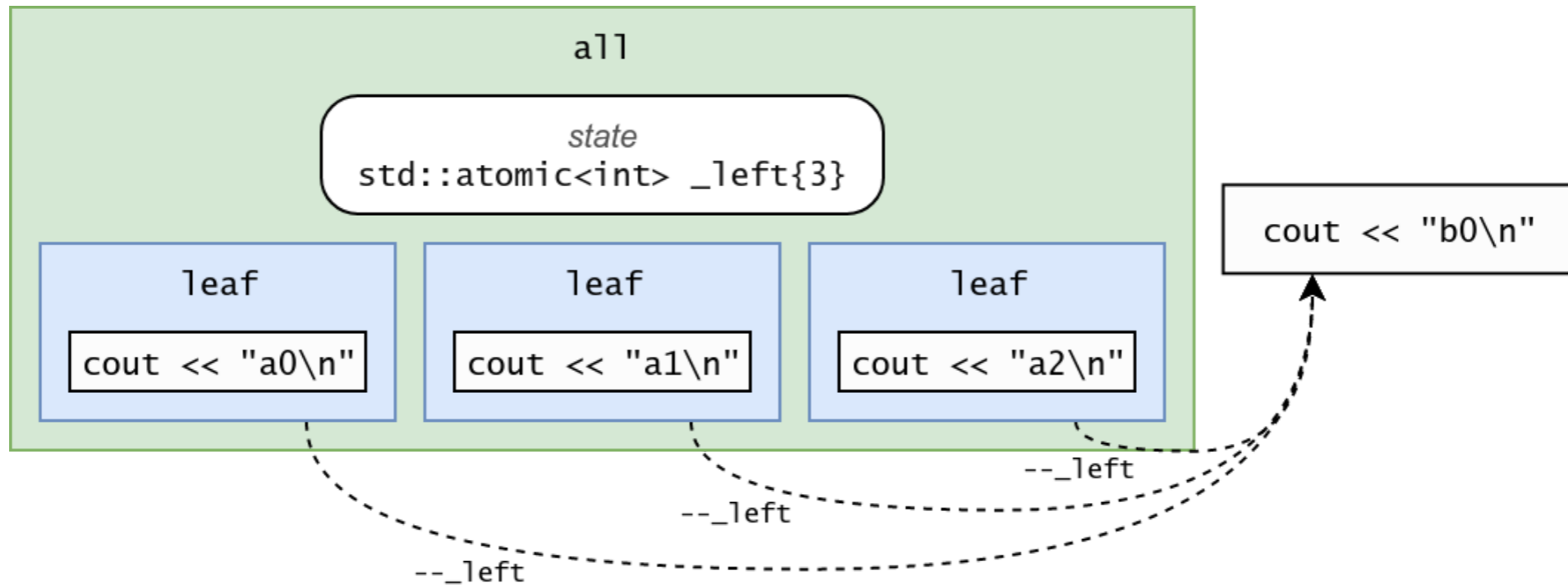
- The `all` node will be the first one to make use of `scheduler`
- It takes an arbitrary number of nodes `Fs ...` as input
- It executes `Fs ...` in parallel
- The execution of `all<Fs ... >` is completed when all `Fs ...` are completed

```
all graph{leaf{[]}{ std::cout << "a0\n"; }},  
          leaf{[]}{ std::cout << "a1\n"; }},  
          leaf{[]}{ std::cout << "a2\n"; }}}};  
  
graph.execute(scheduler, []{ std::cout << "b0\n"; });  
std::this_thread::sleep_for(100ms);
```

(on wandbox.org)

```
all graph{leaf{[]}{ std::cout << "a0\n"; }},  
        leaf{[]}{ std::cout << "a1\n"; }},  
        leaf{[]}{ std::cout << "a2\n"; }}};  
  
graph.execute(scheduler, []{ std::cout << "b0\n"; });
```

(on wandbox.org)



- `all<Fs ... >` contains an `atomic` counter initialized to `sizeof ... (Fs)`
 - It keeps track of how many nodes need to complete their execution
 - When it reaches `0`, the `then` continuation of the `all` node is executed
 - Every node in `Fs ...` decrements the counter upon completion
- Since the nodes can be executed on separated threads, the `all<Fs ... >` object must be kept alive until all nodes have finished
 - This is why we added a `this_thread::sleep_for`
 - We'll see a more robust solution later

```
template <typename ... Fs>
struct all : Fs ...
{
    std::atomic<int> _left;

    all(Fs&& ... fs) : Fs{std::move(fs)} ...
    {
    }

    template <typename Scheduler, typename Then>
    void execute(Scheduler& scheduler, Then&& then) &
};
```

- Inheritance is used not only for EBO, but also because it makes it easier to work with `Fs ...` as a pack


```
template <typename ... Fs>
template <typename Scheduler, typename Then>
void all<Fs ... >::execute(Scheduler& scheduler, Then&& then) &
{
    _left.store(sizeof ... (Fs));

    (scheduler([this, &scheduler, &f = static_cast<Fs&>(*this), then]
    {
        f.execute(scheduler, [this, then]
        {
            if(_left.fetch_sub(1) == 1) { then(); }
        });
    })), ... );
}
```

```
(scheduler([this, &scheduler, &f = static_cast<Fs&>(*this), then]  
{  
    f.execute(scheduler, [this, then]  
    {  
        if(_left.fetch_sub(1) == 1) { then(); }  
    });  
}), ... );
```

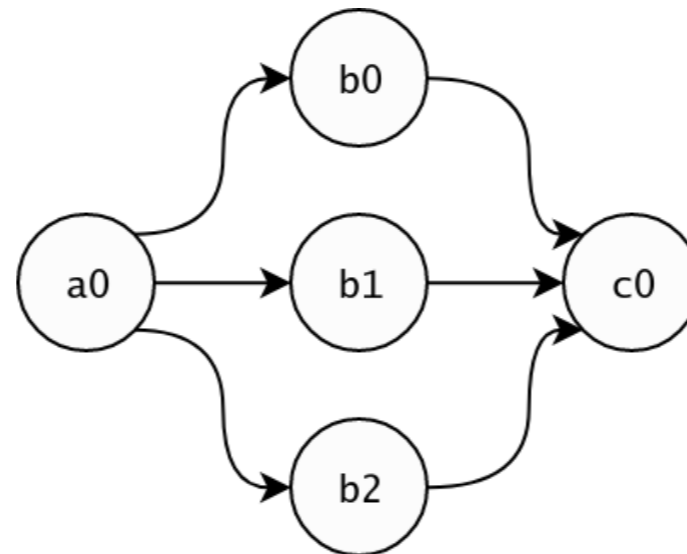
- This entire snippet is a *fold expression* over the *comma operator*
- In short, it schedules the execution of every `f` in `Fs ...`
 - The atomic counter is decremented as part of the `then` continuation of `f`
 - The last `f` will execute the `then` continuation of `all<Fs ... >`

Example expansion for two hypothetical **a** and **b** nodes:

```
_left.store(2);
scheduler([this, &scheduler, &a, then]
{
    a.execute(scheduler, [this, then]
    {
        if(_left.fetch_sub(1) == 1) { then(); }
    });
}),
scheduler([this, &scheduler, &b, then]
{
    b.execute(scheduler, [this, then]
    {
        if(_left.fetch_sub(1) == 1) { then(); }
    });
});
```

- `leaf<F>` : wraps a computation into a node, allows composition
- `seq<A, B>` : executes `A` , then `B`
- `all<Fs ... >` : executes all `Fs ...` in parallel

- We can model arbitrary fork/join computation graphs



```
auto graph = seq{seq{leaf{[] { std::cout << "a0\n"; }},  
                  all{leaf{[] { std::cout << "b0\n"; }},  
                    leaf{[] { std::cout << "b1\n"; }},  
                    leaf{[] { std::cout << "b2\n"; }}}},  
leaf{[] { std::cout << "c0\n"; }}};
```

(on wandbox.org)

- We still can't return values from a node and pass them onwards
 - Let's deal with that next

- The execution of any graph always begins from a `leaf`
- `leaf` nodes must be able to *produce* and *accept* values
- Composition nodes such as `seq` and `all` must be aware of what values their children are producing
- This information can be encoded as part of the node type

- Let's begin by computing the `in_type` and `out_type` of `leaf`

```
template <typename In, typename F>
struct leaf : F
{
    using in_type = In;
    using out_type = std::result_of_t<F&(In)>;

    // ...
};
```

- A new `In` template parameter was added
- How can we make it play nicely with *class template argument deduction*?

```
template <typename F>
leaf(F&&) → leaf<first_arg_t<decltype(&std::decay_t<F>::operator())>,
                std::decay_t<F>>>;
```

```
template <typename F>
using first_arg_t = std::tuple_element_t<
    1,
    boost::callable_traits::args_t<F>
>;
```

- `boost::callable_traits::args_t<F>` returns a `std::tuple` containing all the argument types of `F`
 - If `F` is a `Callable`, the first type is the type of the object itself

- We can now instantiate `leaf` objects as follows:

```
leaf{[](int){ }};  
// Deduced as `leaf<int, /* lambda */`  
  
leaf{[](std::string){ }};  
// Deduced as `leaf<std::string, /* lambda */`
```

(on wandbox.org)

- However, `leaf<In, F>::execute` still looks like this:

```
template <typename Scheduler, typename Then>
void leaf<In, F>::execute(Scheduler&, Then&& then) &
{
    (*this)(/* ? */);
    std::forward<Then>(then)();
}
```

- The solution is simple: accept an input argument in `execute`

```
template <typename Scheduler, typename Input, typename Then>
void leaf<In, F>::execute(Scheduler&, Input&& input, Then&& then) &
{
    std::forward<Then>(then)(
        (*this)(std::forward<Input>(input));
    );
}
```

- We invoke `*this` with the input, and pass the result to `then`
- Usage example:

```
auto graph = leaf{[](int x){ return x * 2; }};
graph.execute(scheduler, 21, [](int x){ std::cout << x << '\n'; });
```

(on wandbox.org)

```
template <typename In, typename F>
struct leaf : F
{
    using in_type = In;
    using out_type = std::result_of_t<F&(In)>;

    leaf(F&& f) : F{std::move(f)}
    {
    }

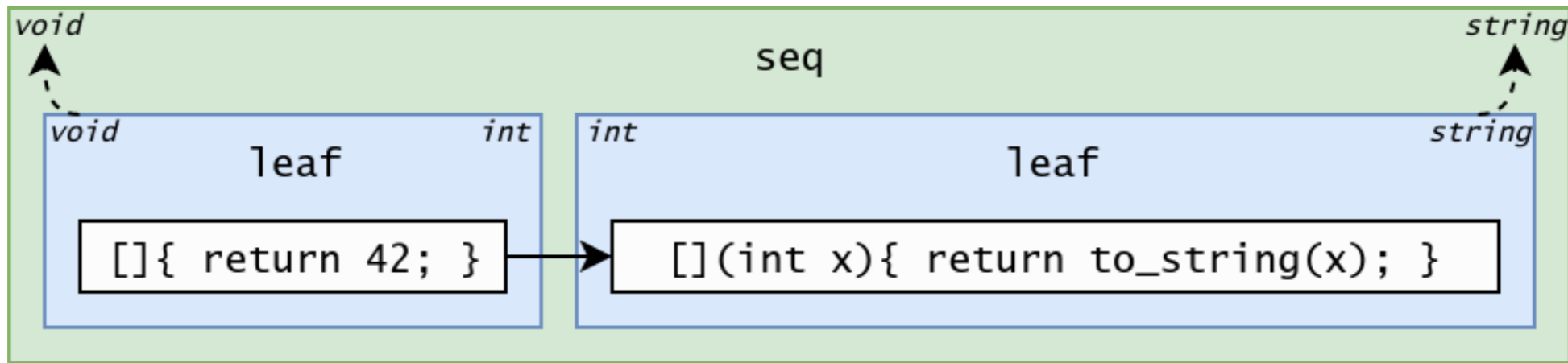
    template <typename Scheduler, typename Input, typename Then>
    void execute(Scheduler&, Input&& input, Then&& then) &
    {
        std::forward<Then>(then)((*this)(std::forward<Input>(input)));
    }
};

template <typename F>
leaf(F&&) → leaf<first_arg_t<decltype(&std::decay_t<F>::operator())>,
                std::decay_t<F>>>;
```

- All the other node types will require the same modifications:
 - Expose `in_type` and `out_type`
 - Accept an `input` argument in `execute`
 - Execute the child nodes by passing `input`
 - Invoke the `then` continuation by passing the result of the above operation
- Let's apply these changes to `seq`

```
template <typename A, typename B>
struct seq : A, B
{
    using in_type = typename A::in_type;
    using out_type = typename B::out_type;

    // ...
};
```



```
template <typename Scheduler, typename Then>
void seq<A, B>::execute(Scheduler& scheduler, Then&& then) &
{
    A::execute(scheduler, [this, &scheduler, then]
    {
        B::execute(scheduler, then);
    });
}
```

...becomes...

```
template <typename Scheduler, typename Input, typename Then>
void seq<A, B>::execute(Scheduler& scheduler, Input&& input, Then&& then) &
{
    A::execute(scheduler, FWD(input), [this, &scheduler, then](auto&& r)
    {
        B::execute(scheduler, FWD(r), then);
    });
}
```

- Usage example:

```
auto graph = seq{leaf{[](int x){ return x * 2; }},  
                leaf{[](int x){ return std::to_string(x); }}};  
  
graph.execute(scheduler, 21, [](std::string x)  
{  
    std::cout << x << '\n';  
});
```

(on wandbox.org)


```
template <typename A, typename B>
struct seq : A, B
{
    using in_type = typename A::in_type;
    using out_type = typename B::out_type;

    seq(A&& a, B&& b) : A{std::move(a)}, B{std::move(b)}
    {
    }

    template <typename Scheduler, typename Input, typename Then>
    void execute(Scheduler& scheduler, Input&& input, Then&& then) &
    {
        A::execute(scheduler, FWD(input), [this, &scheduler, then](auto&& out)
        {
            B::execute(scheduler, FWD(out), then);
        });
    }
};
```

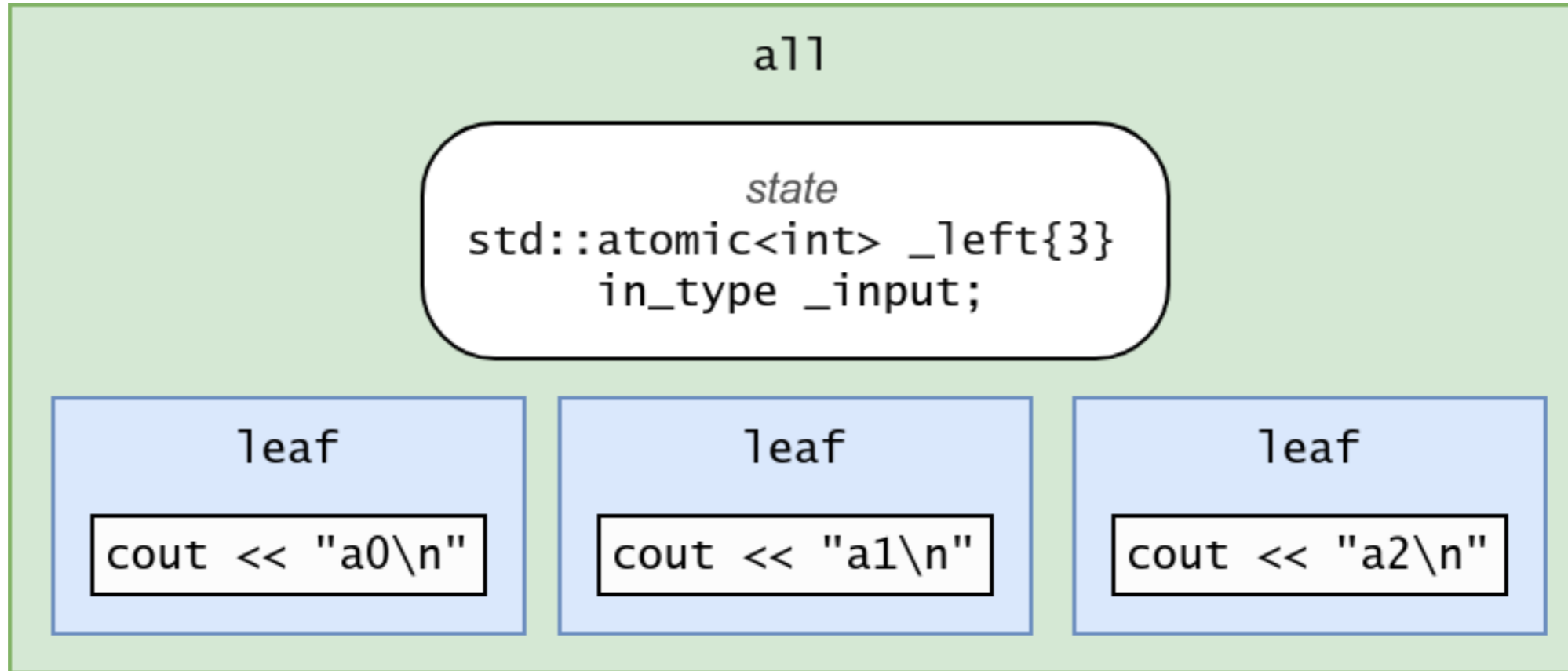
(on wandbox.org)

- `leaf` and `seq` now support asynchronous propagation of values
- `all` is slightly more complicated:
 - Multiple parallel computations need access to the `input` value
 - It cannot be passed directly from the stack, as it is not guaranteed to outlive the parallel computations
 - The value could be copied for each computation, but that might be expensive
 - We will store it inside `all` itself, so that it is guaranteed to live long enough

```
template <typename Scheduler, typename Input, typename Then>
void all<Fs ... >::execute(Scheduler& sched, Input&& input, Then&& then) &
{
    _left.store(sizeof ... (Fs));

    (sched([this, &sched, &input,
//          ^~~~~~
            &f = static_cast<Fs&>(*this), then]
    {
        f.execute(sched, input, [this, then]
        {//          ^~~~~~
            //          dangling reference (!)

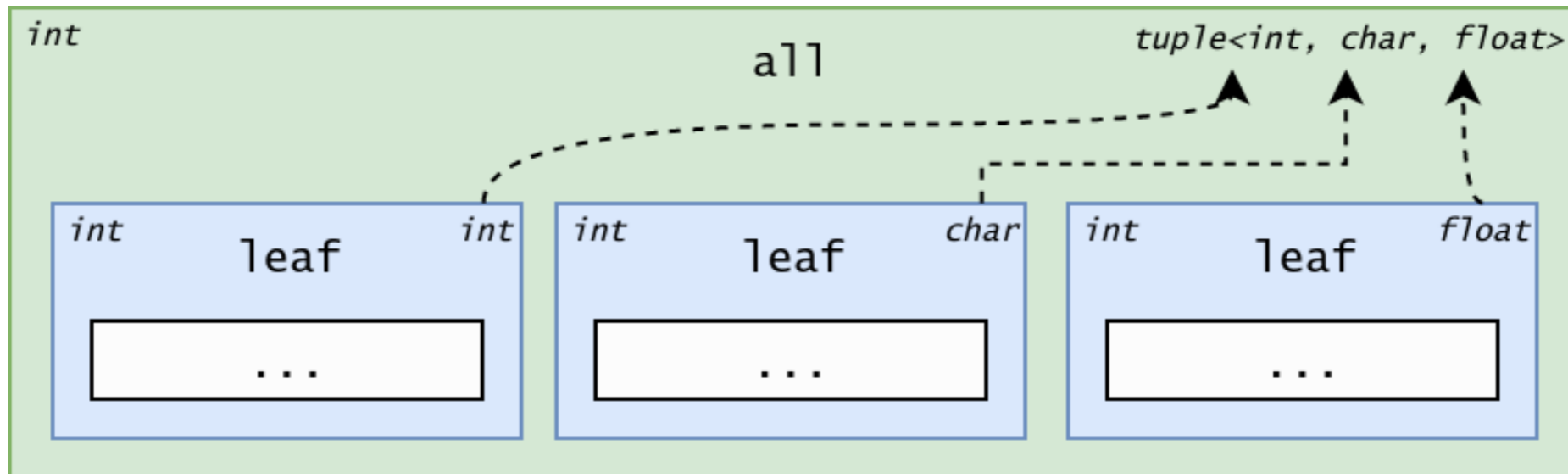
            if(_left.fetch_sub(1) == 1) { then(); }
        });
    })), ... );
}
```



- Children nodes will simply *refer* to the `_input` stored in the `all` node

```
template <typename ... Fs>
struct all : Fs ...
{
    using in_type = std::common_type_t<typename Fs::in_type ... >;
    using out_type = std::tuple<typename Fs::out_type ... >;

    // ...
};
```



```
template <typename ... Fs>
struct all : Fs ...
{
    struct shared_state
    {
        in_type _input;
        std::atomic<int> _left;

        template <typename Input>
        shared_state(Input&& input) : _input{FWD(input)}
        {
            _left.store(sizeof ... (Fs));
        }
    };

    // ...
};
```

```
template <typename ... Fs>
struct all : Fs ...
{
    using in_type = std::common_type_t<typename Fs::in_type ... >;
    using out_type = std::tuple<typename Fs::out_type ... >;

    struct shared_state { /* ... */ };

    aligned_storage_for<shared_state> _state;
    out_type _values;

    // ...
};
```

- `_state` is constructed when calling `execute`, destroyed on completion
- `_values` will be filled during `execute` and passed down to children nodes

```
template <typename Scheduler, typename Input, typename Then>
void all<Fs ... >::execute(Scheduler& sched, Input&& input, Then&& then) &
{
    _state.construct(FWD(input));
    // * schedule children nodes ...
    // * fill `_values` with each node's result ...
    // * finally: invoke `then` and destroy `_state` on completion ...
}
```

- We need to fill the `_values` tuple with the results of each node
 - Therefore we need an index to use `std::get`
- Our beautiful *fold expression* will have to be replaced with something a little bit more powerful


```
template <typename Scheduler, typename Input, typename Then>
void all<Fs ... >::execute(Scheduler& sched, Input&& input, Then&& then) &
{
    _state.construct(FWD(input));

    enumerate_types<Fs ... >([&](auto i, auto t)
    {
        // ...
    });
}
```

- `enumerate_types<Fs ... >` will invoke the passed lambda with:
 - `i`: `std::integral_constant<int, I>{}` storing the current index
 - `t`: `type_wrapper<T>{}` storing the current type

```
template <typename Scheduler, typename Input, typename Then>
void all<Fs ... >::execute(Scheduler& sched, Input&& input, Then&& then) &
{
    _state.construct(FWD(input));

    enumerate_types<Fs ... >([&](auto i, auto t)
    {
        sched([this, &sched,
              &f = static_cast<unwrap<decltype(t)>&>(*this), then]
        {
            // ...
        });
    });
};
```

- `f` evaluates to `*this`, casted to the type in `Fs ...` of the current iteration

```
template <typename Scheduler, typename Input, typename Then>
void all<Fs ... >::execute(Scheduler& sched, Input&& input, Then&& then) &
{
    _state.construct(FWD(input));

    enumerate_types<Fs ... >([&](auto i, auto t)
    {
        sched([this, &sched,
              &f = static_cast<unwrap<decltype(t)>&>(*this), then]
        {
            f.execute(sched, _state->_input, [this, then](auto&& r)
            {
                // ...
            });
        });
    });
}
```

- `f` is executed with `_state->_input`, which lives as long as needed

```

template <typename Scheduler, typename Input, typename Then>
void all<Fs ... >::execute(Scheduler& sched, Input&& input, Then&& then) &
{
    _state.construct(FWD(input));
    enumerate_types<Fs ... >([&](auto i, auto t)
    {
        sched([this, &sched,
                &f = static_cast<unwrap<decltype(t)>&>(*this), then]
        {
            f.execute(sched, _state->_input, [this, then](auto&& r)
            {
                std::get<decltype(i) {}>(_values) = FWD(r);
                if(&_state->_left.fetch_sub(1) == 1)
                {
                    _state.destroy();
                    then(std::move(_values));
                }
            });
        });
    });
}

```

(on wandbox.org)

- Usage example:

```
auto graph = seq{all{leaf{[](int x){ return x; }},
                    leaf{[](int x){ return x + 1; }},
                    leaf{[](int x){ return x + 2; }}}},
leaf{[](std::tuple<int, int, int> y)
{
    return get<0>(y) + get<1>(y) + get<2>(y);
}}};

graph.execute(scheduler, 0, [](int x){ std::cout << x << '\n'; });
```

(on wandbox.org)

`all<Fs ... >` return value propagation recap:

- The `input` and the *atomic counter* are stored **in-place** in `shared_state`
 - It is constructed when calling `execute`, destroyed on completion
- The output values are stored in a `std::tuple<typename Fs::out_type ... >`
 - This lives **in-place** inside the node
 - It is filled by enumerating `Fs ...` at compile-time
 - The last computation to finish invokes `then` with the tuple
- While enumerating `Fs ...`, we can apply an optimization:
 - If `i == 0`, do not schedule the current computation

- I've carefully avoided using `void` in all the examples
- It is not a "regular type" - it requires extra care
- A preliminary step is defining an empty `nothing` type and using it place of `void`

```
struct nothing { };
```

- A real solution uses *metaprogramming* to automatically convert `void` to `nothing` transparently to the user
 - github.com/SuperV1234/orizzonte/nothing.hpp
 - This will not be covered in the talk

- So far we have used `this_thread::sleep_for` in order to prevent `graph` from being destroyed too early

```
all graph{leaf{[] { std::cout << "a0\n"; }},  
          leaf{[] { std::cout << "a1\n"; }},  
          leaf{[] { std::cout << "a2\n"; }}}};  
  
graph.execute(scheduler, [] { std::cout << "b0\n"; });  
std::this_thread::sleep_for(100ms);
```

- Can we do better?

- We can use a **latch** (e.g. `std::experimental::latch` or `boost::latch`)
- It basically is a **counter + condition variable + mutex**
 - The current thread is blocked until the counter reaches zero

```
std::experimental::latch l{3};

std::thread{[&l]{ l.count_down(); }}.detach();
std::thread{[&l]{ l.count_down(); }}.detach();
std::thread{[&l]{ l.count_down(); }}.detach();

l.wait(); // blocks until `counter == 0`
```

- Let's create a **sync_execute** abstraction that uses a latch

```
template <typename Scheduler, typename Graph, typename Then>
void sync_execute(Scheduler& scheduler, Graph&& graph, Then&& then)
{
    std::experimental::latch l{1};

    graph.execute(scheduler, nothing{}, [&](auto&& res)
    {
        then(FWD(res));
        l.count_down();
    });

    l.wait();
}
```

- Given a `graph`, it is executed under a latch `l`
- The continuation attached at the end of the graph will unblock the latch

- Usage example:

```
auto graph = seq{all{leaf{[](int x){ return x; }},  
                    leaf{[](int x){ return x + 1; }},  
                    leaf{[](int x){ return x + 2; }},  
                    leaf{[](std::tuple<int, int, int> y)  
                    {  
                        return get<0>(y) + get<1>(y) + get<2>(y);  
                    }  
                }  
            };  
  
sync_execute(scheduler, graph, [](int x){ std::cout << x << '\n'; });
```

(on wandbox.org)

- Removes the need for `sleep_for`, providing a deterministic lifetime for `graph`

- Which one is better?

```
auto graph = seq{seq{leaf{a}, leaf{b}}, leaf{c}};
```

```
auto graph = leaf{a}.then(b).then(c);
```

- Let's add a `.then` member function to every node type

```
template <typename In, typename F>
struct leaf : F
{
    template <typename X>
    auto then(X&& x);

    // ...
};
```

- It will take an arbitrary object `x` :
 - If `x` is a node, it will return a `seq{std::move(*this), x}`
 - If `x` is not a node, it will return `seq{std::move(*this), leaf{x}}`

```
template <typename X>
auto leaf<In, F>::then(X&& x)
{
    if constexpr(detail::is_executable<X>{})
    {
        return seq{std::move(*this), FWD(x)};
    }
    else
    {
        return seq{std::move(*this), leaf{FWD(x)}};
    }
}
```

- `is_executable` uses the *detection idiom* to detect whether or not `x` exposes `.execute`

- Usage example:

```
auto graph = leaf{[]}{ return 10; }  
  .then{[]}(int x){ return x * 2; }  
  .then(all{leaf{[]}(int x){ return x + 5; }},  
        leaf{[]}(int x){ return x - 5; }}}}  
  .then{[]}(std::tuple<int, int> y)  
  {  
    return std::get<0>(y) + std::get<1>(y);  
  });
```

(on wandbox.org)

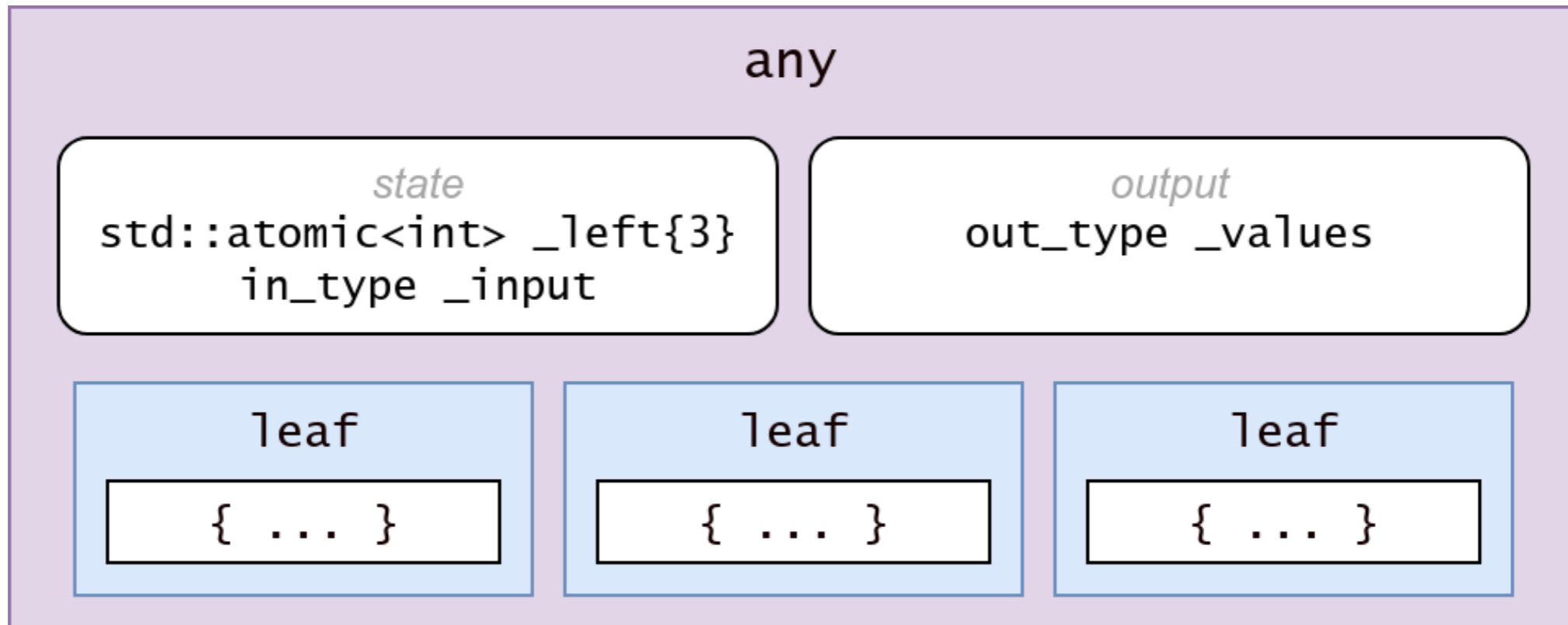
- The `any` node is the most complicated one
- It takes `Fs ...` as input, and as soon as any of them it's completed, the `then` continuation is invoked
- The remaining computations still run in the background

```
any graph{a.then(b), c.then(d)};
```

- How do we know when we can safely destroy `graph` ?
 - `b` could finish before `c` or `d`
 - Our previous `latch` solution will not work

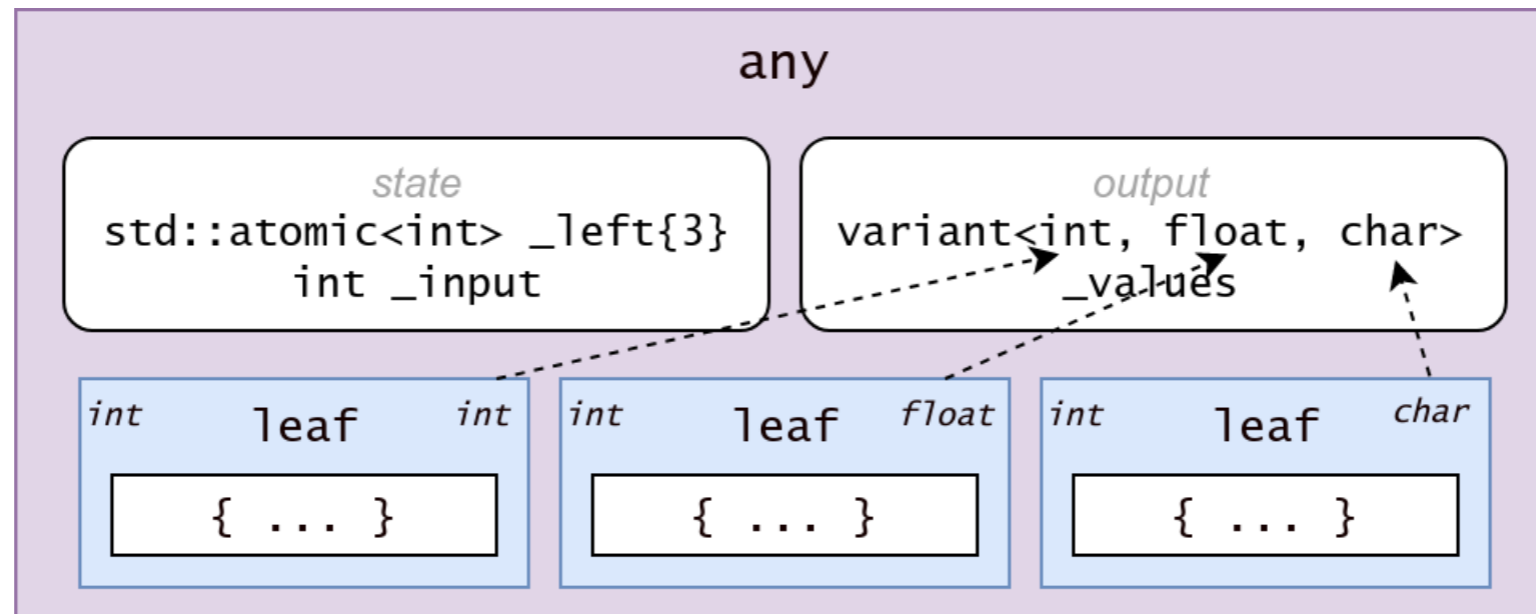

```
any graph{leaf{[]}{ std::cout << "a0\n"; }},  
        leaf{[]}{ std::cout << "a1\n"; }},  
        leaf{[]}{ std::cout << "a2\n"; }}}};  
  
graph.execute(scheduler, []{ std::cout << "b0\n"; });
```

(on wandbox.org)



```
template <typename ... Fs>
struct any : Fs ...
{
    using in_type = std::common_type_t<typename Fs::in_type ... >;
    using out_type = std::variant<typename Fs::out_type ... >;

    any(Fs&& ... fs) : Fs{std::move(fs)} ... { }
    // ...
}
```



```
template <typename ... Fs>
struct any : Fs ...
{
    struct shared_state
    {
        in_type _input;
        std::atomic<int> _left;

        template <typename Input>
        shared_state(Input&& input) : _input{FWD(input)}
        {
            _left.store(sizeof ... (Fs));
        }
    };

    aligned_storage_for<shared_state> _state;
    out_type _values;
    // ...
}
```

```
template <typename Scheduler, typename Input, typename Then, typename Cleanup>
void execute(Scheduler& sched, Input&& input, Then&& then, Cleanup&& cleanup) &
{
    _state.construct(FWD(input));
    (sched([this, &sched, &f = static_cast<Fs&>(*this), then, cleanup]
    {
        // ...
    })), ... );
}
```

- Every node gets a new argument in `execute` : `cleanup`
- Similarly to `then`, it is executed when a node is ready to be cleaned up
 - For `leaf`, `seq`, and `all` : cleanup is the same as completion
 - For `any` : cleanup and completion may happen at different times

```
(sched([this, &sched, &f = static_cast<Fs&>(*this), then, cleanup]  
{  
    f.execute(sched, _state→_input, [this, then, cleanup](auto&& r)  
    {  
        // ...  
    }, cleanup);  
}), ... );
```

- `cleanup` is copied alongside `then`
- `cleanup` is propagated to children nodes' `execute`

```
f.execute(sched, _state→_input, [this, then, cleanup](auto&& r)
{
    const auto l = _state→_left.fetch_sub(1);
    if(l == sizeof ... (Fs))
    {
        _values = FWD(r);
        then(std::move(_values));
    }

    if(l == 1) { _state.destroy(); cleanup(); }
}, cleanup);
```

- `l == sizeof ... (Fs)` is the "completion condition"
- `l == 1` is the "cleanup condition"

```
template <typename Scheduler, typename Input, typename Then, typename Cleanup>
void execute(Scheduler& sched, Input&& input, Then&& then, Cleanup&& cleanup) &
{
    _state.construct(FWD(input));
    (sched([this, &sched, &f = static_cast<Fs&>(*this), then, cleanup]
    {
        f.execute(sched, _state->_input, [this, then, cleanup](auto&& r)
        {
            const auto l = _state->_left.fetch_sub(1);
            if(l == sizeof...(Fs))
            {
                _values = FWD(r);
                then(std::move(_values));
            }

            if(l == 1) { _state.destroy(); cleanup(); }
        }, cleanup);
    })), ... );
}
```

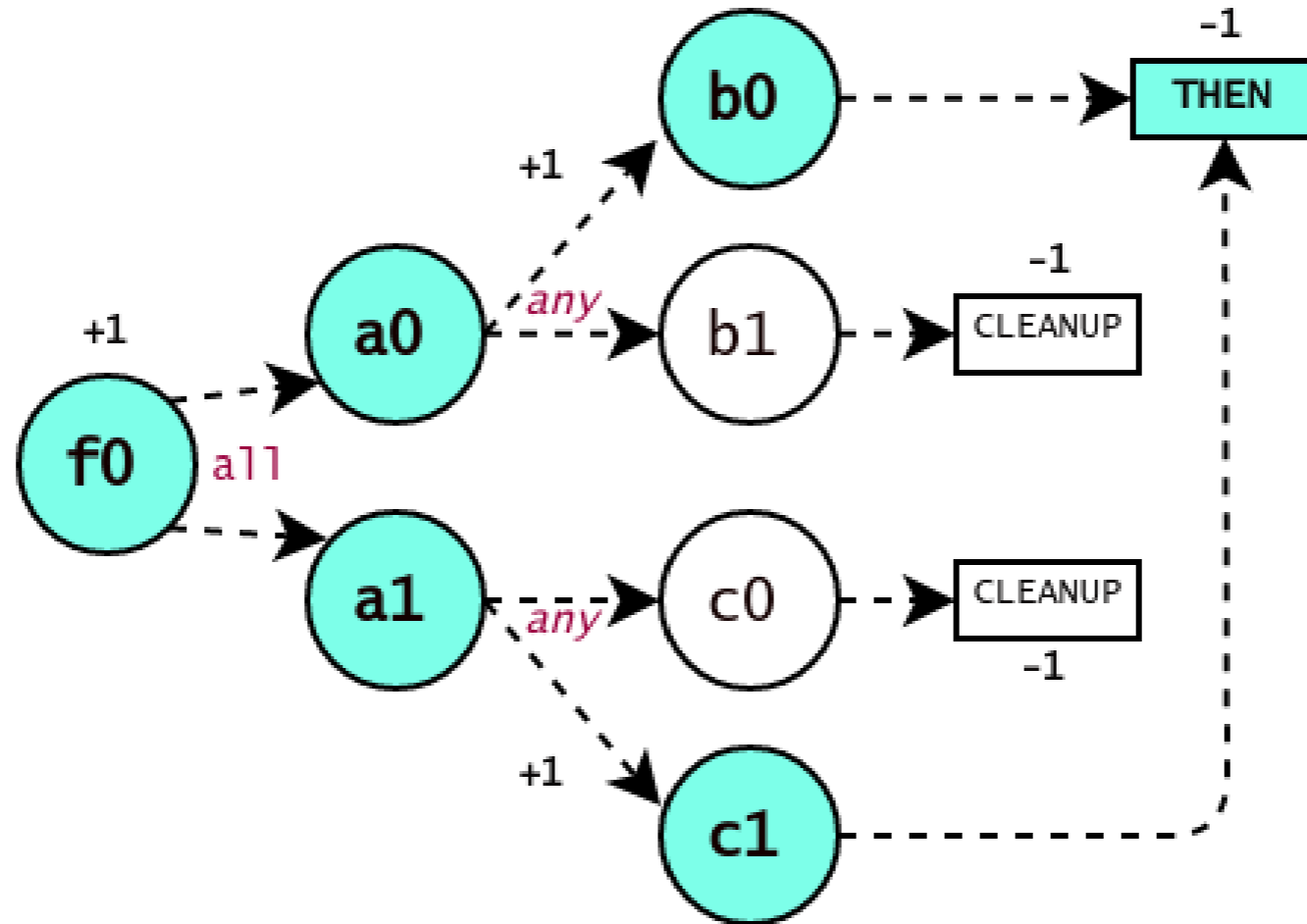
(on wandbox.org)

```
template <typename Scheduler, typename Graph, typename Then>
void sync_execute(Scheduler& scheduler, Graph&& graph, Then&& then)
{
    latch l{std::decay_t<Graph>::cleanup_count() + 1};

    graph.execute(scheduler, nothing{},
        [&](auto&& ... res) { then(FWD(res) ... ); l.count_down(); },
        [&] { l.count_down(); });
}
```

- `cleanup_count` returns the count of `any` nodes in the graph


```
auto f0 = all{any{b0, b1}, any{c0, c1}};  
sync_execute(scheduler, f0, []{ /* then */ });
```

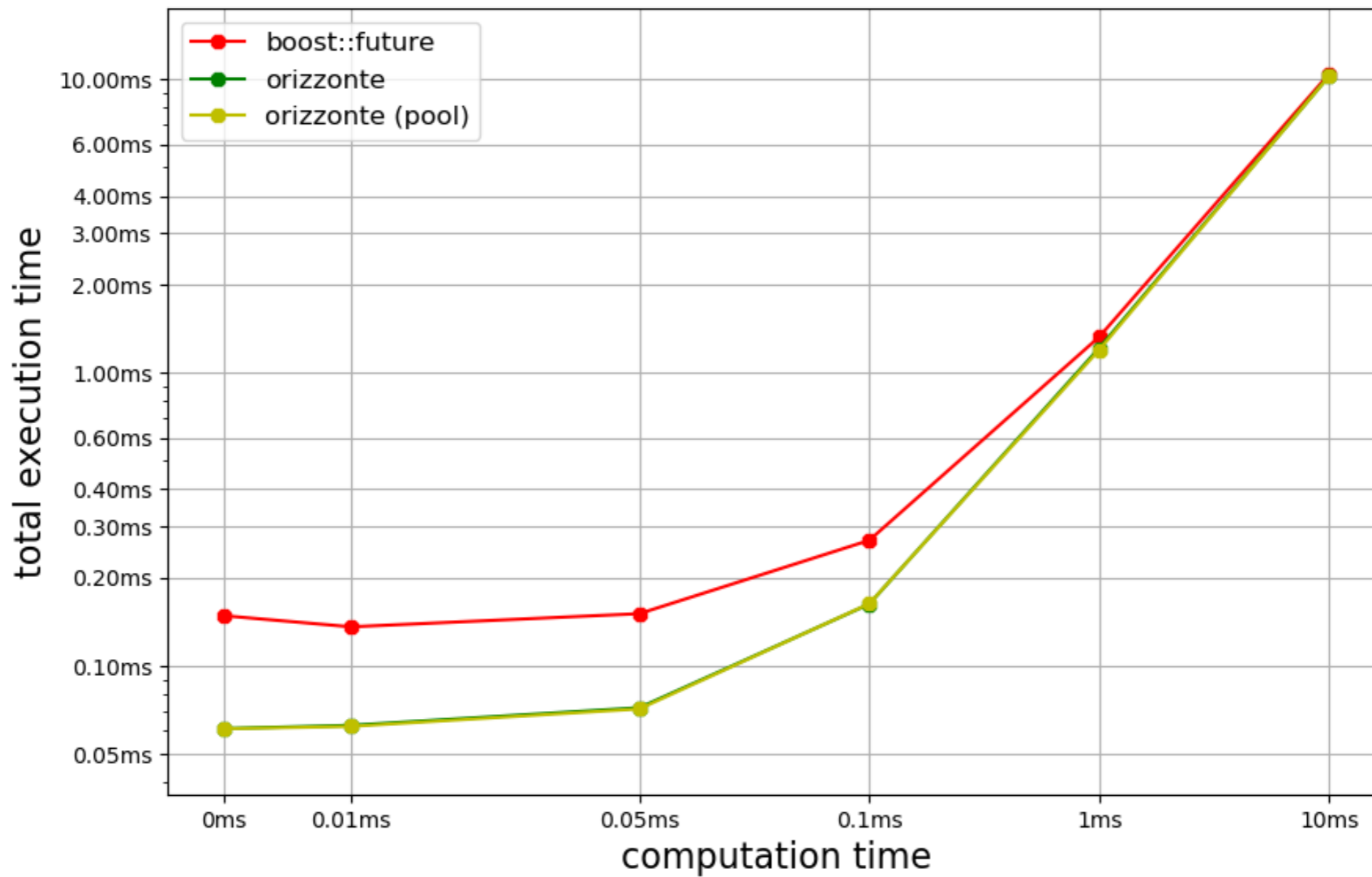


`all<Fs ... >` node recap:

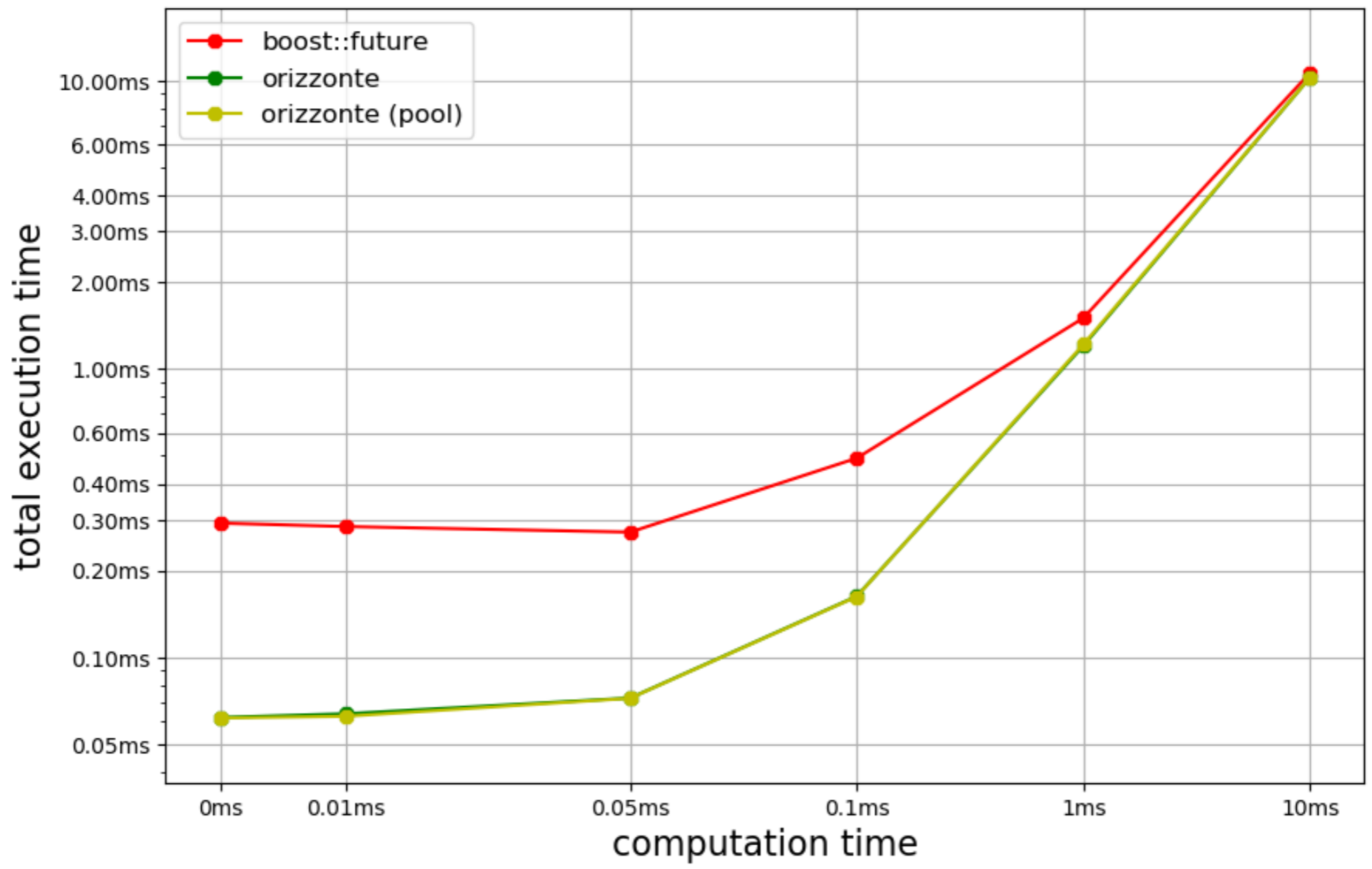
- Invokes the `then` continuation as soon as one of `Fs ...` is completed
 - The remaining computations are run in the background
 - The node must be kept alive until **all** computations are done
- Output values are stored in a `std::variant<typename Fs::out_type ... >`
- Introduces an additional `cleanup` step for each node type
 - Only `any` actively invokes it when all `Fs ...` are done
 - The latch is initialized to `1 + count_of_any_nodes`
 - This allows to block until the graph can be destroyed

Run-time benchmarks vs `boost :: future`

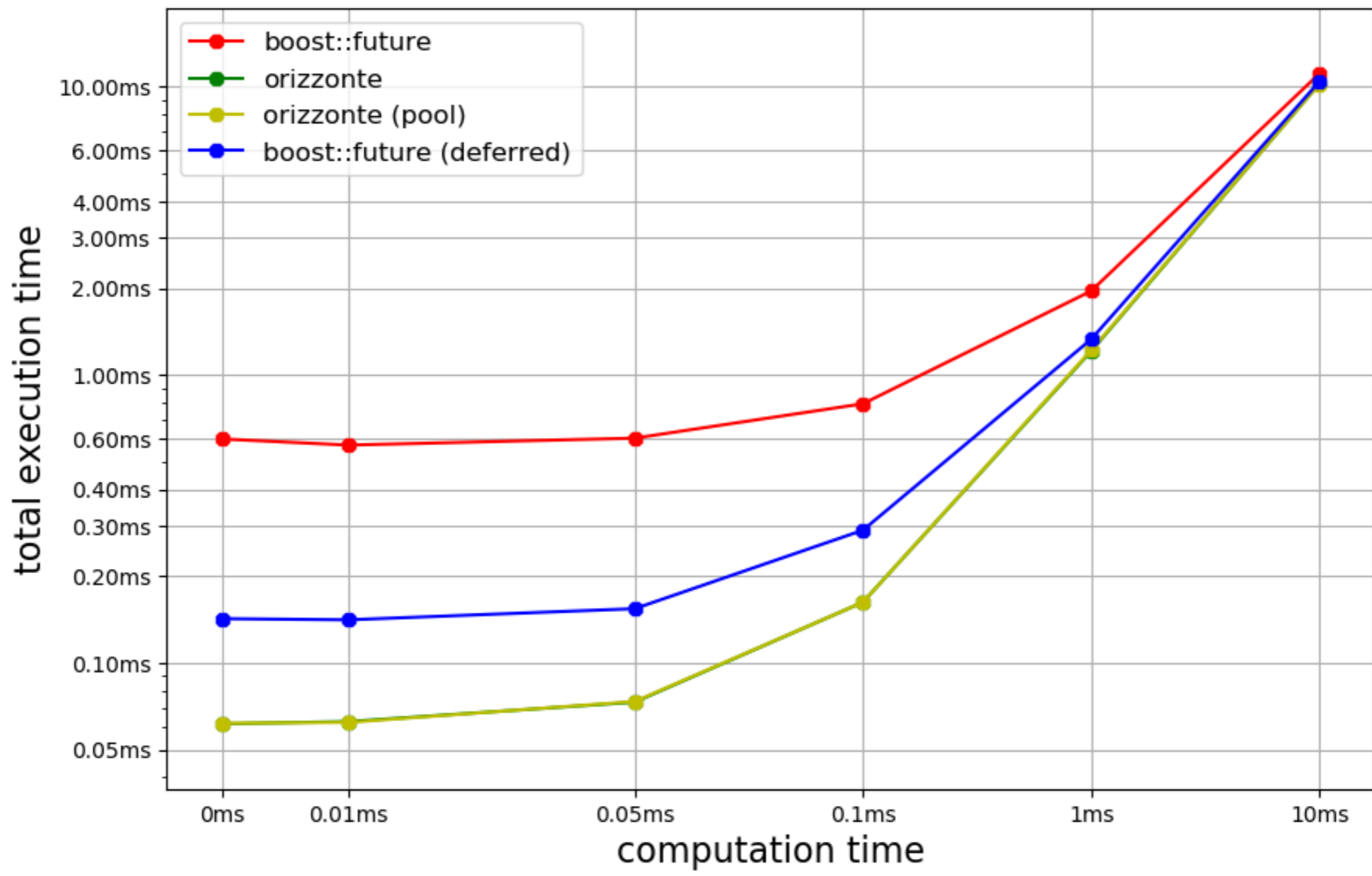
Single node



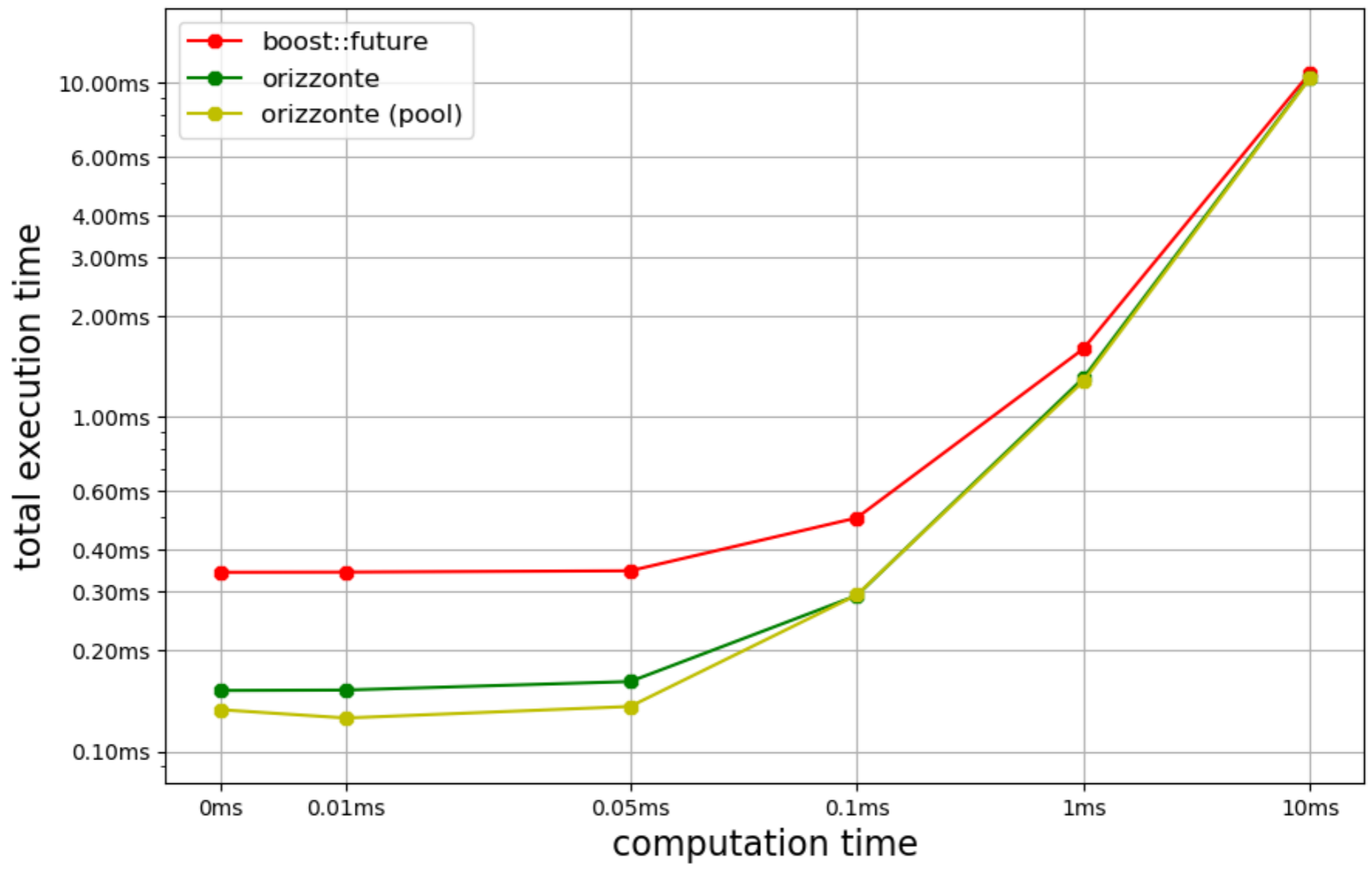
a.then(b).then(c)



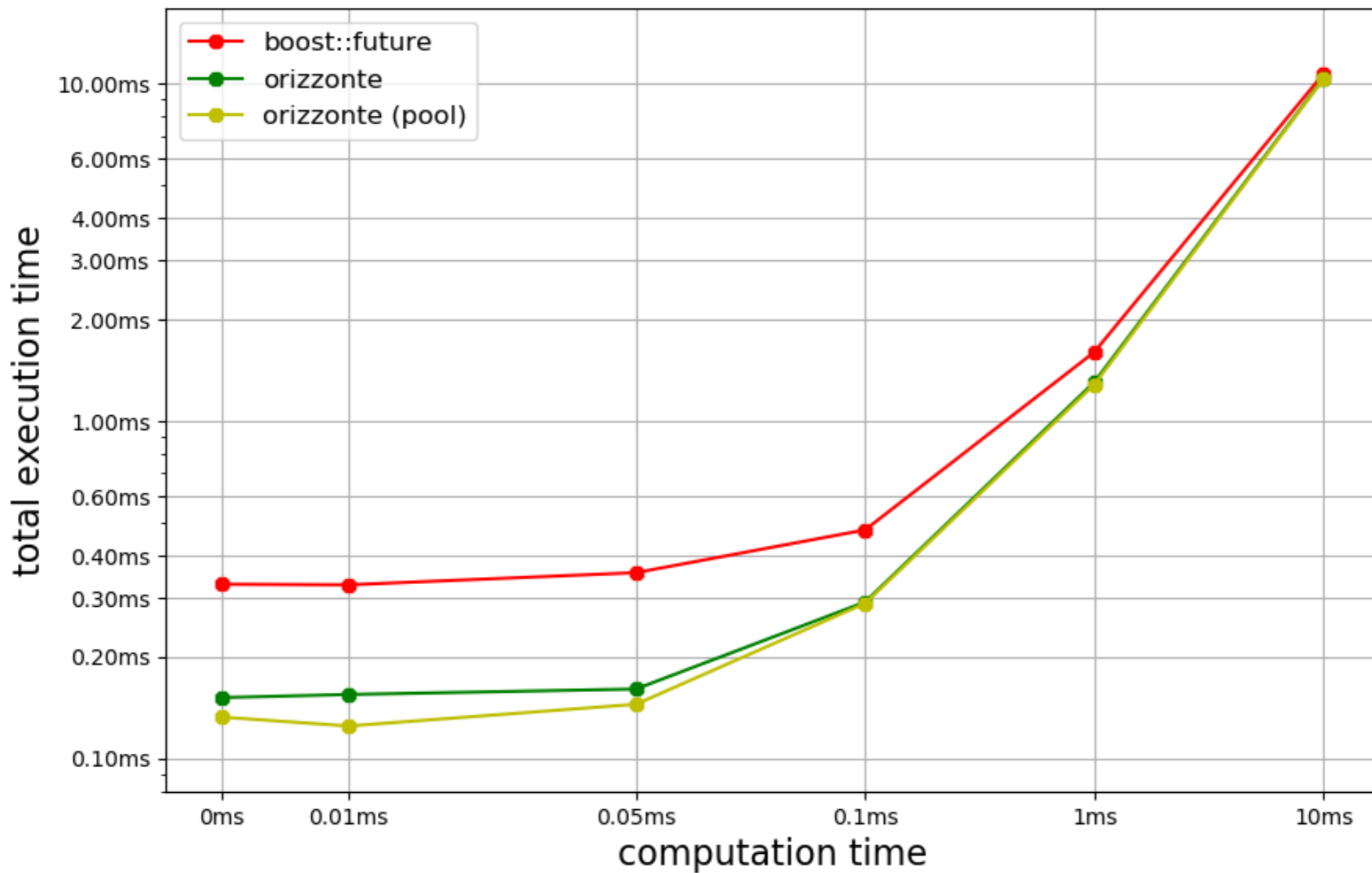
```
a.then(b).then(c).then(d).then(e).then(f).then(g).then(h)
```



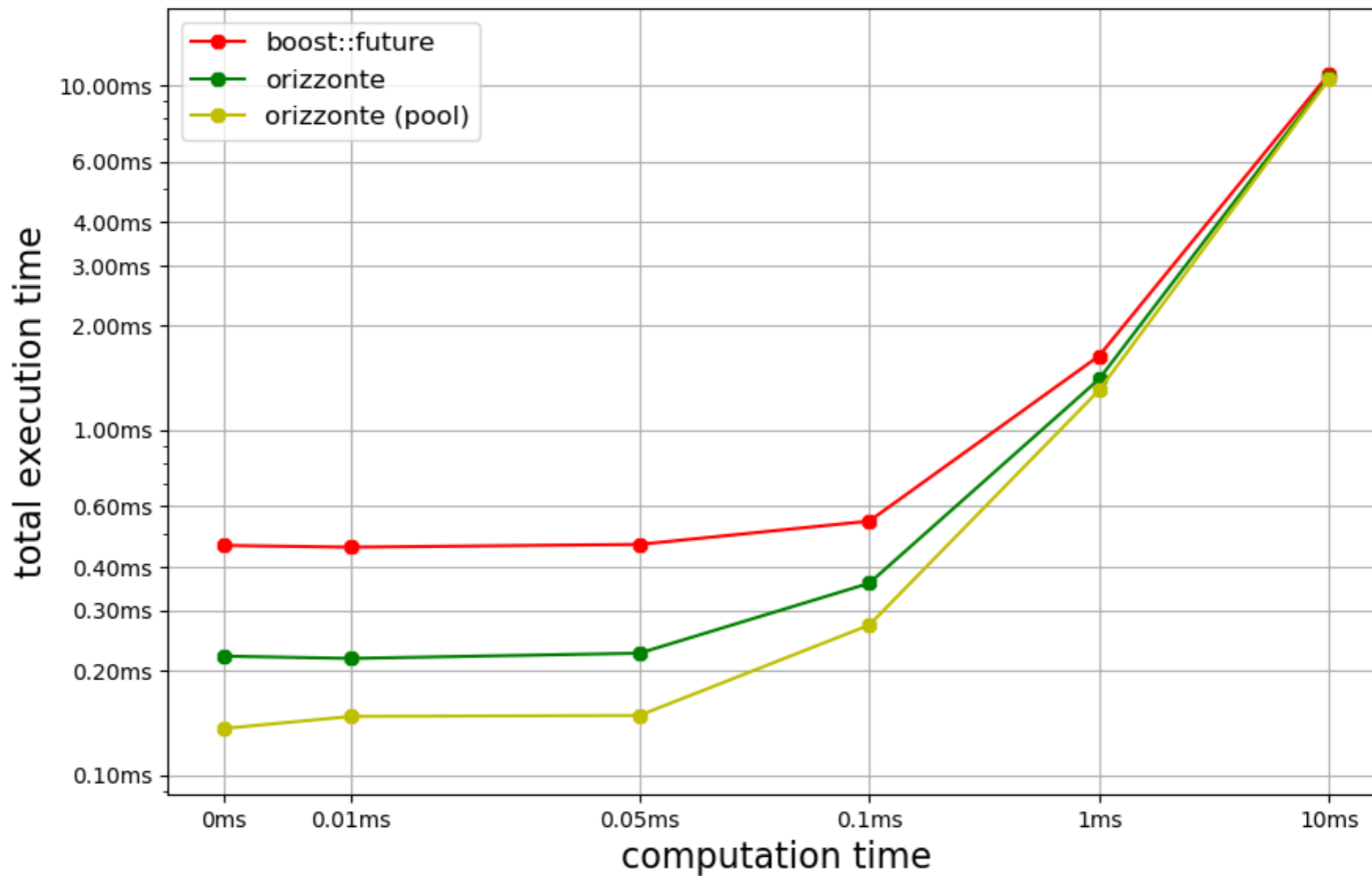
```
all{a0, a1, a2}.then(b0)
```



```
any{a0, a1, a2}.then(b0)
```




```
any{a0.then(all{c0, c1, c2}), a1, a2}.then(b0)
```



- WIP library available at: <https://github.com/SuperV1234/orizzonte>
- "*Expression templates*" can be applied to pretty much anything
- Sanitizers are invaluable (especially `ThreadSanitizer`)
- C++17 features **greatly** simplify the implementation
- Future directions/ideas:
 - Automatic cancellation in `any` nodes
 - Composable type-erasing wrapper
 - Exception handling (automatic failure path)

Thanks!

<https://vittorioromeo.info>

vittorio.romeo@outlook.com

vromeo5@bloomberg.net

[@supahvee1234](#)

<https://github.com/SuperV1234/orizzonte>