


Computer Science

Units in C++

ACCU 2016

slides: <http://wiki.hsr.ch/PeterSommerlad/>



IFS

INSTITUTE FOR
SOFTWARE

Prof. Peter Sommerlad

Director IFS Institute for Software

Bristol April 2016



HSR

HOCHSCHULE FÜR TECHNIK
RAPPERSWIL

FHO Fachhochschule Ostschweiz

Cevelop
++ Your C++ code deserves it



Download IDE at:
www.cevelop.com

Problem with Primitives

- Typical beginners problem and solution.
- can you spot the errors?
- more problems?

```
#include <iostream>

int main(){
    using std::cout;
    using std::endl;
    using std::cin;
    cout << "Enter km driven:" << endl;
    double x{},y{};
    cin >> x;
    cout << "Enter liters:" << endl;
    cin >> y;
    cout << "You used " << x/y << " liters per km\n";
}
```

double considered harmful

float as well

Representing Values with a dimension

- In all OO languages it can make sense to model quantities as types beyond the primitive numerical types
 - and in C++ such an abstraction can be overhead free!
- Type system can help to avoid strange mistakes, such as dividing apples by oranges
 - This is really why we want Units!
- See also Value Object Patterns (by Kevlin Henney), esp. “Whole Value” pattern.

Whole Value Pattern

what does a number alone stand for?

Whole Value Pattern (Kevlin Henney)

- How can you represent primitives quantities from your problem domain without loss of meaning?
 - integers and floating point numbers are not very useful!
 - lack of dimension, intent communication, no compile time checking
- Express the quantity as a class.
 - a Whole Value recovers the loss of meaning and checking by providing a Dimension and Range.
 - can wrap simple types (or attribute sets)

A better version?

- At least division makes sense only in one direction or the output will show.
- However, this requires a lot of scaffolding.

```
int main(){
    using namespace std;
    cout << "Enter km driven:" << endl;
    units::volume x{};
    units::distance y{};
    cin >> y;
    cout << "Enter liters:" << endl;
    cin >> x;
    cout << "You used " << x/y << "\n";
    //cout << "You used " << y/x << "\n"; // error
}
```

With C++11/14 you can write:

- UDLs
- constexpr
- Apply Whole Value Pattern
 - distance in km
 - volume in liters
 - usage in l/100km
- Overload Operators
 - arithmetic, output

```
int main(){
    using namespace std;
    using namespace units::literals;
    cout << "This program will show your petrol usage\n"
         << "For example, if you enter " << 500_km << endl
         << "and " << 40_l << endl
         << "you should receive " << (40_l/500_km) << endl;
    // . . .
```

```
This program will show your petrol usage
For example, if you enter 500 km
and 40 l
you should receive 8 l/100km
```


DIY simple units

- Many things to do...
- Wrap simple value with class
- Provide explicit conversion constructor
- Provide useful arithmetic
 - multiplication with factors
 - addition with same unit
 - comparison/conversion/IO/...

```
namespace units{
struct distance
    :private boost::multiplicative<distance,double>
    ,boost::addable<distance>{
explicit constexpr distance(double km=0):in_km{km}{};
constexpr distance operator *=(double km){
    in_km*=km;
    return *this;
}
constexpr distance operator /=(double d){
    return *this *= 1/d;
}
constexpr distance operator +=(distance const &other){
    in_km+=other.in_km;
    return *this;
}
constexpr distance operator -=(distance const &other){
    return *this += distance{-other.in_km};
}
friend std::ostream & operator<<(std::ostream &out,distance const &v){
    return out << v.in_km << " km ";
}
friend std::istream & operator>>(std::istream &in,distance &v){
    return in >> v.in_km ;
}
double in_km;
};
```

DIY Simple Units: UDL Literals

- C++11/14 allow defining suffix operators
- For numerical values you will always have to provide 2 of them, one for integers and one for floating point constants
- NB: Often the integral one will need to return the value converted to a floating point
 - Was a bug in PhysUnitCPP11

```
namespace literals{
constexpr auto operator""
_km(unsigned long long d){
    return distance(d);
}
constexpr auto operator""
_km(long double d){
    return distance(d);
}
}
```

DIY Simple Units: Mixed Arithmetic

- Can be tricky/burdensome to get right
- beware of automatic conversions
 - conversion ctors and operators always explicit
- define the base unit consistently, meters vs kilometers vs miles, liters vs. gallons
- might require friends
 - beware of accessors
 - use `{value}` for construction to avoid narrowing conversions

```
struct usage{
    explicit constexpr usage(double l_100km=0)
        :liters_100km{l_100km}{};
    friend std::ostream &
    operator<<(std::ostream &out, usage const &v){
        return out << v.liters_100km << " l/100km ";
    }
private:
    double liters_100km;
};
struct volume {
    explicit constexpr volume(double liters=0)
        :in_liters{liters}{}
    ...
};
usage operator/(volume const &v, distance const &d){
    return usage{100*v.in_liters/d.in_km};
}
```

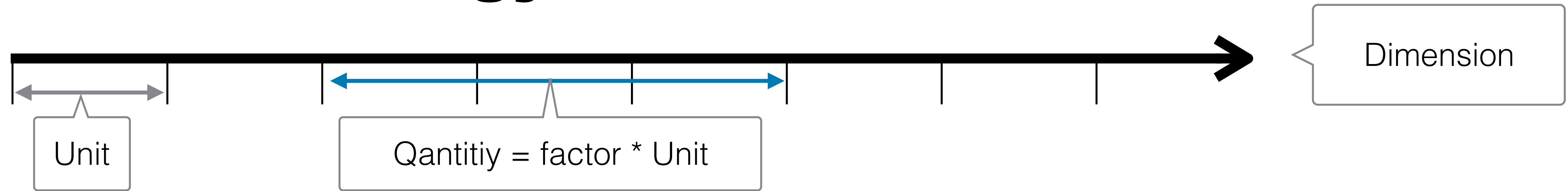
DIY Units Summary

- Can be worth it! regular numbers only represent factors not quantities.
- Requires conscious design and thinking
- Using constexpr can reduce run-time computation
- Focus on usability not features in your application domain
- Stick to metrical units (IMHO) or those that makes sense...
- Stay to a single internal base unit, i.e., meters for distances and provide inward/outward conversions, e.g., with UDL operators

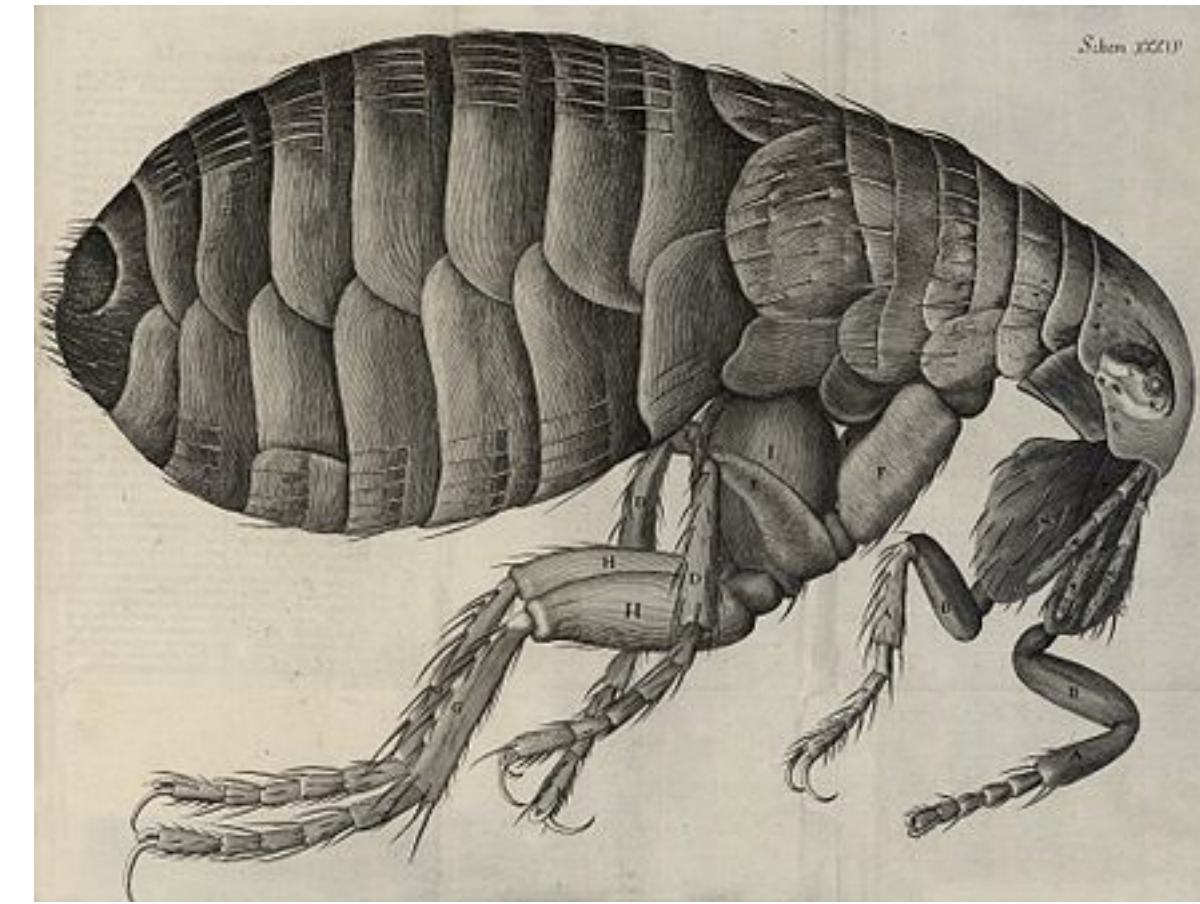
Humans and Units

- My observation:
 - humans tend to stick to units that allow small numbers $1-100^n$ to represent useful quantities
 - often only 2-3 digits practically relevant
 - except for trained engineers, $1e10$ can be hard to grasp
- Guideline:
 - if you DIY units, consider those observations and provide appropriate conversions and UDL suffixes for your domain (`_km, _mm`)

Terminology of Units Libraries



- Dimension (distance)
- Unit (flea hop [fh], cubit)
- Quantity (7 fh, 2 cubits)
- System (SI): set of (derived) units for a set of dimensions
- Problem: easy to mix up terminology for inexperienced users
- Problem: what to put into the (C++) type system?



SI Dimensions and Base Units

| | Dimension | Symbol(s) | Base Unit | Unit Symbol | Synonyms |
|---|---------------------------|---------------------|-----------|-------------|-------------------------|
| 1 | length | l, x, y, r, \dots | Meter | m | distance |
| 2 | mass | m | Kilogramm | kg | “weight” |
| 3 | time | t | Second | s | duration, time interval |
| 4 | electric current | I, i | Ampere | A | |
| 5 | thermodynamic temperature | T | Kelvin | K | “heat”, “temperature” |
| 6 | amount of substance | n | Mole | mol | |
| 7 | luminous intensity | I_v | Candela | cd | |

SI derived Units (excerpt)

| Quantity | Unit Name | Symbol(s) | as SI Unit | as Base Units |
|--|---------------|-----------|------------|----------------------|
| frequency | <i>Hertz</i> | <i>Hz</i> | | s^{-1} |
| force | <i>Newton</i> | <i>N</i> | | $kg\ m\ s^{-2}$ |
| energy | <i>Joule</i> | <i>J</i> | Nm | $kg\ m^2\ s^{-2}$ |
| power | <i>Watt</i> | <i>W</i> | J/s | $kg\ m^2\ s^{-3}$ |
| electric potential difference, voltage, electric tension | <i>Volt</i> | <i>V</i> | W/A | $m^2kg s^{-3}A^{-1}$ |
| electric resistance | <i>Ohm</i> | Ω | V/A | $m^2kg s^{-3}A^{-2}$ |

SI prefixes (ratios)

- like kilo, milli, mega...
 - sometimes as factors
 - sometimes as factors of a specific dimensionless unit type
- `std::ratio` defines those also as compile-time ratios
 - as types representing a quotient
 - no direct conversion to long double
- beware of name clashes

```
// PhysUnit-CT-Cpp11
constexpr long double yotta = 1e+24L;
constexpr long double zetta = 1e+21L;
constexpr long double exa = 1e+18L;
constexpr long double peta = 1e+15L;
constexpr long double tera = 1e+12L;
constexpr long double giga = 1e+9L;
constexpr long double mega = 1e+6L;
constexpr long double kilo = 1e+3L;
constexpr long double hecto = 1e+2L;
constexpr long double deka = 1e+1L;
constexpr long double deci = 1e-1L;
constexpr long double centi = 1e-2L;
constexpr long double milli = 1e-3L;
constexpr long double micro = 1e-6L;
constexpr long double nano = 1e-9L;
constexpr long double pico = 1e-12L;
constexpr long double femto = 1e-15L;
constexpr long double atto = 1e-18L;
constexpr long double zepto = 1e-21L;
constexpr long double yocto = 1e-24L;
// <ratio>
typedef ratio<1LL, 1000000000000000000LL> atto;
typedef ratio<1LL, 1000000000000000LL> femto;
typedef ratio<1LL, 1000000000000LL> pico;
typedef ratio<1LL, 100000000LL> nano;
typedef ratio<1LL, 1000000LL> micro;
typedef ratio<1LL, 1000LL> milli;
typedef ratio<1LL, 100LL> centi;
typedef ratio<1LL, 10LL> deci;
typedef ratio<10LL, 1LL> deca;
typedef ratio<100LL, 1LL> hecto;
typedef ratio<1000LL, 1LL> kilo;
typedef ratio<1000000LL, 1LL> mega;
typedef ratio<1000000000LL, 1LL> giga;
typedef ratio<1000000000000LL, 1LL> tera;
typedef ratio<1000000000000000LL, 1LL> peta;
typedef ratio<1000000000000000000LL, 1LL> exa;
```

Boost Units

```
#include "boost/units/quantity.hpp"  
#include "boost/units/systems/si.hpp"  
#include "boost/units/systems/si/prefixes.hpp"  
#include "boost/units/io.hpp"
```

- pre-C++11 design
- heavily relies on macros and Boost::mpl
- hyper-flexible design: you can define your own units system, e.g. based on “flea hops”
- compile-time checking (with interesting error messages)
- designed by experts for experts (in C++ and unit systems)
- several Systems provided (SI, CGS, trigonometry, temperature, ...)
- Base Units from Astronomical to US Units

Boost Units example

- Need to include the right headers
- requires using namespace
 - note: Cevloop can refactor that!
- Mistakes make interesting compile errors
 - almost impossible to see, what was wrong
 - requires trial and error
 - e.g., using integers for factors!

```
#include <iostream>
#include "boost/units/quantity.hpp"
#include "boost/units/systems/si.hpp"
#include "boost/units/systems/si/prefixes.hpp"
#include "boost/units/io.hpp"

int main(){
    // don't: using namespace std;
    // there are kilo/milli etc also in namespace std! <ratio>
    using namespace boost::units;
    using namespace boost::units::si;
    std::cout << "Enter km driven:" << std::endl;
    double y;
    std::cin >> y;
    quantity<length> dist{ y * kilo * meters };
    std::cout << "you drove " << engineering_prefix << dist;
    std::cout << "\nEnter liters:" << std::endl;
    double x;
    std::cin >> x;
    quantity<volume> const liter { 1 * milli * cubic_meter};
    // could define unit liter instead
    quantity<volume> vol= x * liter;
    std::cout << "You used " << 100 * x / y << " 1/100km\n";
    std::cout << "You used " << 1e2 * vol / dist << "\n";
}
```

PhysUnit-CT-Cpp11

```
#include <phys/units/quantity.hpp>  
#include <phys/units/io.hpp>
```

- C++11 design
- Employs C++11 features
- With auto even easier to use
- requires using namespace for output and UDL operators
- “units” modeled as constants of corresponding quantities with a factor
- Representation is double unless redefined with a Macro :-(
 - “Only” SI system (7 dimensions)
 - but with dimensional analysis
 - no “dimensionless” quantities (just numbers then)

Dimensional Analysis - what?

- Energy = Force * Distance

$$\text{kg m}^2 \text{ s}^{-2} = \text{kg m s}^{-2} * \text{m}$$

- Power = Energy / Time

$$\text{kg m}^2 \text{ s}^{-3} = \text{kg m}^2 \text{ s}^{-2} / \text{s}$$

- $E = mc^2$

- Adjust the exponents per dimension accordingly when multiplying quantities

```
template< int D1, int D2, int D3, int D4 = 0, int D5 = 0, int D6 = 0, int D7 = 0 >
struct dimensions
{
    enum
    {
        dim1 = D1,
        dim2 = D2,
        dim3 = D3,
        dim4 = D4,
        dim5 = D5,
        dim6 = D6,
        dim7 = D7,
        is_all_zero =
            D1 == 0 && D2 == 0 && D3 == 0 && D4 == 0 && D5 == 0 && D6 == 0 && D7 == 0,
        is_base = 1 == (D1 != 0) + (D2 != 0) + (D3 != 0)
            + (D4 != 0) + (D5 != 0) + (D6 != 0) + (D7 != 0)
            &&
            1 == D1 + D2 + D3 + D4 + D5 + D6 + D7,
    };

    template< int R1, int R2, int R3, int R4, int R5, int R6, int R7 >
    constexpr bool operator==( dimensions<R1, R2, R3, R4, R5, R6, R7> const & ) const
    {
        return D1==R1 && D2==R2 && D3==R3 && D4==R4 && D5==R5 && D6==R6 && D7==R7;
    }

    template< int R1, int R2, int R3, int R4, int R5, int R6, int R7 >
    constexpr bool operator!=( dimensions<R1, R2, R3, R4, R5, R6, R7> const & rhs )
const
    {
        return !( *this == rhs );
    }
};
```

PhysUnits-CT-Cpp11 Example

- Required patches for C++14
 - const for constexpr member-functions
- a bit simpler to use
- still beware of floating point vs. integers (patch for UDL operators just applied)
- SI base dimensions

```
#include <iostream>

#include <phys/units/quantity.hpp>
#include <phys/units/io.hpp>
int main(){
    using std::cout;
    using std::endl;
    using std::cin;
    using namespace phys::units; // types
    using namespace phys::units::literals; // UDL
    using namespace phys::units::io::eng; // <<(ostream&,...)
    cout << "Enter km driven:" << endl;
    double x{};
    cin >> x;
    quantity<length_d> dist = x * kilo * meter;
    cout << "Enter liters:" << endl;
    double y{};
    cin >> y;
    quantity<volume_d> vol = y * liter;
    cout << "You used " << 100*y/x << " liters per 100 km\n";
    auto res = vol*100_km/dist;
    cout << "You used " << res << "\n";
}
```

Boost::Units vs. PhysUnit-CT-Cpp11

| Dimension | Boost dimension | Boost Unit Type, Unit | PhysUnit Dimension | PhysUnit Unit |
|---------------------------|------------------------------|-----------------------------|-----------------------------|---------------|
| length | length_dimension | length, meter | length_d | meter |
| mass | mass_dimension | mass, kilogramm | mass_d | kilogramm |
| time | time_dimension | time, second | time_interval_d | second |
| electric current | current_dimension | current, ampere | electric_current_d | ampere |
| thermodynamic temperature | temperature_dimension | temperature, kelvin | thermodynamic_temperature_d | kelvin |
| amount of substance | amount_dimension | amount, mole | amount_of_substance_d | mole |
| luminous intensity | luminous_intensity_dimension | luminous_intensity, candela | luminous_intensity_d | candela |

Switching between unit libraries?

- Beware of synonyms
 - Boost Units often defines different spellings and singular and plural for unit values (meter, metre, meters, metres)
 - Names for dimensions and base units can differ
- different programming models
 - Boost Units packs a lot of information into types and templates
 - PhysUnit-CT-Cpp11 only provides quantities and 7 SI dimensions

Are they performant?

```
template< typename T1, typename T2, typename T3 >
T1 do_work( T1 v1, T2 v2, T3 v3 )
{
    // Do a bunch of work. We don't really care about the answer;
    // this is just to exercise addition, subtraction, multiplication, and division.
    T1 x1 = v1;
    T2 x2 = v2;
    T3 x3 = v3;
    for( int i = 0; i < meg; i++ )
    {
        for( int j = 0; j < k; j++ )
        {
            x2 = -x2 - v2;
            x3 *= 1.00002;
            x1 += x2 / x3;
        }
    }
    return x1;
}

//////////
high_resolution_clock clock{};
auto const t0 = clock.now();
// do some work with doubles;
volatile double d{};
for (int i = 1; i < 11; ++i){
    d += do_work(i * 0.1, 0.2, 0.3);
}
auto const t1 = clock.now();
// do exact same work with quantity
//quantity< velocity_dimension >
quantity<velocity> s{};
for (int i = 1; i < 11; ++i){
    s += do_work(i * 0.1*meter/second, 0.2*meter, 0.3*second);
}

auto const t2 = clock.now();
```

```
Peter-Sommerlads-Dienstlich-mbpro:units_ws sop$ Time/Release/
Time
Time/Release/Time: Performance test of quantity library.
one double work loop      = 2068447 usec (1)
one quantity work loop    = 2048642 usec (0.99)
d = -1.6667e+05
s = -1.6667e+05 m s-1
```

```
Peter-Sommerlads-Dienstlich-mbpro:units_ws sop$ Time_boost_unit/
Release/Time_boost_unit
Time_boost_unit/Release/Time_boost_unit: Performance test of
quantity library.
one double work loop      = 2089602 usec (1)
one quantity work loop    = 2057997 usec (0.985)
d = -1.6667e+05
s = -1.6667e+05 m s^-1
```

Will we get Units in the C++ standard?

- You already have...

one

`std::chrono::seconds`

- Is the design appropriate?
- Wrong question!
- What are the trade-offs of `std::chrono`'s design

Dimension `std::chrono::duration`

- allows for integral representation types (`count()`)
- encodes scaling into type as non-type template argument
- Using floating point representation can suffer
- base unit not available as factor
- `1s` and `1.s` are different types
- `duration_cast<D>(d)` required

```
// Representation, Scale as std::ratio
typedef duration<long long, nano> nanoseconds;
typedef duration<long long, micro> microseconds;
typedef duration<long long, milli> milliseconds;
typedef duration<long long, > seconds;
typedef duration<long, ratio<60>> minutes;
typedef duration<long, ratio<3600>> hours;

constexpr chrono::seconds operator"" s(unsigned long long __s)
{
    return chrono::seconds(static_cast<chrono::seconds::rep>(__s));
}

constexpr chrono::duration<long double> operator"" s(long double __s)
{
    return chrono::duration<long double> (__s);
}
```

some inspiration by
Boost::Units happened!

What about other SI units in std?

- I believe the `std::chrono` design is not appropriate for other units
 - for physical computations floating point rules
 - integers are not that interesting (may be except on specific hardware, like FPGA/DSP)
- There is a need: you can help specify it!
 - If I find time, I'll give it a try, based on `PhysUnit`'s design, except for the macros :-)

Will a std units library work?

- Must be teachable! Boost::Unit is working hard against beginners
- Must be efficient = same as using double directly!
- Must allow human-graspable value ranges:
 - 10km is easier than 1e4m
- Must have <put your requirements here> !

Wrap up

- Apply the Whole Value pattern to your code!
- C++11/14/17 allow efficient encoding of quantities with strong typing
 - strong typing = compile errors!
- Either DIY domain-specific - catching subtle errors at compile time
- Or learn to use a units library
- Help specifying one for the standard!

Questions?

- contact: peter.sommerlad@hsr.ch



- Looking for a better IDE:



- examples become available at:
<https://github.com/PeterSommerlad/Publications>

Download IDE at:
www.cevelop.com

